

**TECHNICAL MANUAL**

**ORGANIZATIONAL, DIRECT SUPPORT, AND  
GENERAL SUPPORT MAINTENANCE REPAIR  
PARTS AND SPECIAL TOOLS LIST**

**FOR**

**TEST FACILITIES KIT**

**MK-1191/AR**

**(NSN 6625-00-179-2528)**

This copy is a reprint which includes current  
pages from Change 1.



CHANGE }  
NO. 1 }

**C1**  
HEADQUARTERS,  
DEPARTMENT OF THE ARMY  
Washington, DC, 20 October 1983

**Organizational, Direct Support, and General Support  
Maintenance Repair Parts and Special Tools List  
(including Depot Maintenance Repair Parts and Special Tools)  
for  
TEST FACILITIES KIT MK-1191/AR  
(NSN 6625-00-179-2528)**

TM 11-6625-2414-24P, 23 November 1981, is changed as follows:

1. New or revised material is indicated by a vertical bar in the margin. Where an entire chapter, section, or illustration is added or revised, the vertical bar is placed opposite the identification number and title.
2. Action change codes indicated in the left-hand margin of the listing page denote the following: N—indicates an added item, C—indicates a change in data, R—indicates a change in NSN only.
3. Remove old pages and insert new pages as follows:

<i>Remove pages</i>	<i>Insert pages</i>
49 through 52 105 and 106	49 through 52 105 and 106

3. File this change sheet in the front of the publication.

By Order of the Secretary of the Army:

Official:

**ROBERT M. JOYCE**  
*Major General, United States Army*  
*The Adjutant General*

**JOHN A. WICKHAM JR.**  
*General, United States Army*  
*Chief of Staff*

**DISTRIBUTION:**

To be distributed in accordance with DA Form 12-36A, Organizational Maintenance requirements for MK-1191/ARM.

THIS PUBLICATION IS A COURTESY QUICK COPY  
FROM THE UNITED STATES ARMY PUBLICATIONS  
DISTRIBUTION CENTER , ST. LOUIS, MISSOURI,  
TO MEET YOUR NEEDS WHILE WE REPLENISH OUR  
REGULAR STOCK.



TECHNICAL MANUAL }  
 NO.11-6625-2414-24P }

HEADQUARTERS  
 DEPARTMENT OF THE ARMY  
 WASHINGTON, DC, 23 November 1981

**ORGANIZATIONAL, DIRECT SUPPORT, AND  
 GENERAL SUPPORT MAINTENANCE REPAIR PARTS  
 AND SPECIAL TOOLS LIST  
 FOR  
 TEST FACILITIES KIT MK-1191/AR  
 (NSN 6625-00-179-2528)**

*Current as of 15 May 1981*

**REPORTING ERRORS AND RECOMMENDING IMPROVEMENTS**

**You can help improve this manual. If you find any mistakes or if you know of a way to improve the procedures, please let us know. Mail your letter, DA Form 2028 (Recommended Changes to Publications and Blank Forms), or DA Form 2028-2 located in back of this manual direct to Commander, US Army Communications-Electronics Command, ATTN: DRSEL-ME-MQ, Fort Monmouth, New Jersey 07703.**

**In either case, a reply will be furnished direct to you.**

**Table of Contents**

	Page	Illus Figure
S ECTION I. Introduction . . . . .	1	
GROUP II. Repair Parts List . . . . .	5	
00 Test Facilities Kit MK-1191/AR		
Case Top with Tools . . . . .	5	1
Case Bottom with Tools . . . . .	7	2
Cable Assemblies . . . . .	9	3
01 Adapter Breakout Box for AN/ARC-114 . . . . .	13	4
02 Adapter Breakout Box for AN/ARC-115 . . . . .	17	5
03 Adapter Breakout Box for AN/ARC-116 . . . . .	21	6
04 Adapter Breakout Box for AN/ARN-89 . . . . .	25	7
Miscellaneous Module Extenders		
Adapter, Test MX-8503/AR . . . . .	27	8
Adapter, Test MX-8527/AR . . . . .	29	9
Adapter, Test MX-8504/AR, MX-8505/AR, MX-8507/AR, MX-8508/AR and MX-8511/AR . . . . .	31	10
Adapter, Test MX-8510/AR . . . . .	33	11
Adapter, Test MX-8509/AR . . . . .	35	12
Cable Assemblies and Connectors		
05 Cable Assembly, Radio Frequency CG-3475/U (6 Ft) . . . . .	37	13
06 Cable Assembly, Special Purpose CX-10894/AR . . . . .	39	14
GROUP thru 10 07 Cable Assembly, Special Purpose CX-12182/U, CX-12183/U, CX-12183/U, CX-12185/U and CX-12187KJ . . . . .	41	15
11 Cable Assembly, Special Purpose CX-12184/U (1 Ft) . . . . .	43	16
12 Cable Assembly, Special Purpose CX-12191/U . . . . .	45	17

\* This manual supersedes TM 11-6625-2414-24P, 18 April 1974.

		Page	Illus Figure	
GROUP	13	Cable Assembly, Special Purpose CX-12188/U, CX-12189/U, CX-12190/U and CX-12192/U. . . .	47	18
	thru 16			
	17	Cable Assembly, Special Purpose CX-12186/U (1 Ft) . . . . .	49	19
	18	RFI Connector Assembly . . . . .	51	20
	19	Miscellaneous Special Hand Tools . . . . .	53	21
		Service Aids . . . . .	55	22
		Puller Assembly, Mechanical Gear. . . . .	57	23
		Tool Assembly, Contact, Extraction/Insertion . . . . .	59	24
		Wrench Assembly, Torque. . . . .	61	25
		20	Fixture Assemblies	
		Fixture Assembly, Holding, Alignment for AN/ARC-114, AN-ARC-115, and AN/ARC-116 . . . .	63	26
		Fixture Assembly, Holding, Function Switch and Sprocket . . . . .	65	27
		Fixture Assembly, Number Alignment for AN/ARC-114 . . . . .	67	28
		Fixture Assembly, Number Alignment for AN/ARC-115 . . . . .	69	29
		Fixture Assembly, Number Alignment for AN/ARC-116 . . . . .	71	30
		Fixture Assembly, Holding, Actuator Positioning . . . . .	73	31
		Fixture Assembly, Backlash Divider . . . . .	75	32
		Fixture Assembly, Holding, Support and Drill for AN/ARC-114 . . . . .	77	33
		Fixture Assembly, Holding, Support and Drill for AN/ARC-115 . . . . .	79	34
		Fixture Assembly, Holding, Support and Drill for AN/ARC-116 . . . . .	81	35
	21	Termination Assemblies		
		Headset and Microphone Termination Assembly . . . . .	83	36
Power Supply Termination Assembly for AN/ARC-114 . . . . .		85	37	
Power Supply Termination Assembly for AN/ARC-115 . . . . .		87	38	
22	Power Supply Termination Assembly for AN/ARC-116 . . . . .	89	39	
	Case, Electrical Maintenance Kit Case, Electrical Equipment Maintenance Kit . . . . .	91	40	
	Plate Assembly, Upper, P/OCaseTop View . . . . .	95	41	
	PlateAssembly,Lower,P/O Case Top View . . . . .	99	42	
SECTION	III.	Special Tools List (Not applicable)		
	IV.	National Stock Number and Part Number Index . . . . .	100	

# SECTION 1

## INTRODUCTION

---

### 1. Scope

This manual lists spares and repair parts; special tools; special test, measurement, and diagnostic equipment (TMDE), and other special support equipment required for performance of organizational, direct support, and general support maintenance of the MK-1191/AR. It authorizes the requisitioning and issue of spares and repair parts as indicated by the source and maintenance codes.

### 2. General

This Repair Parts and Special Tools List is divided into the following sections:

*a. Section II. Repair Parts List.* A list of spares and repair parts authorized for use in the performance of maintenance. The list also includes parts which must be removed for replacement of the authorized parts. Parts lists are composed of functional groups in numeric sequence, with the parts in each group listed in figure and item number sequence.

*b. Section III. Special Tool List.* Not applicable.

*c. Section IV. National Stock Number and Part Number Index.* A list, in National item identification number (NIIN) sequence, of all National stock numbers (NSN) appearing in the listings, followed by a list, in alphameric sequence, of all part numbers appearing in the listings. National stock numbers and part numbers are cross-referenced to each illustration figure and item number appearance.

### 3. Explanation of Columns

*a. Illustration.* This column is divided as follows:

(1) *Figure number.* Indicates the figure number of the illustration on which the item is shown.

(2) *Item number.* The number used to identify item called out in the illustration.

*b. Source, Maintenance, and Recoverability (SMR) Codes.*

(1) *Source code.* Source codes indicate the manner of acquiring support items for maintenance, repair, or overhaul of end items. Source codes are entered in the first and second positions of the Uniform SMR Code format as follows:

*Code*

*Definition*

PA-Item procured and stocked for anticipated or known usage.

XA-Item is not procured or stocked because the requirements for the item will result in the replacement of the next higher assembly.

XD-A support item that is not stocked. When required, item will be procured through normal supply channels.

#### NOTE

Cannibalization or salvage may be used as a source of supply for any items source coded above except those coded XA and aircraft support items as restricted by AR 700-42.

(2) *Maintenance code.* Maintenance codes are assigned to indicate the levels of maintenance authorized to USE and REPAIR support items. The maintenance codes are entered in the third and fourth positions of the Uniform SMR Code format as follows:

(a) The maintenance code entered in the third position will indicate the lowest maintenance level authorized to remove, replace, and use the support item. The maintenance code entered in the third position will indicate one of the following levels of maintenance:

*Code*

*Applicator/Explanation*

O-Support item is removed, replaced, used at the organizational level.

H-Support item is removed, replaced, used at the general support level.

(b) The maintenance code entered in the fourth position indicates whether the item is to be repaired and identifies the lowest maintenance level with the capability to perform complete repair (i.e., all authorized maintenance functions). This position will contain one of the following maintenance codes:

*Code*

*Application/Explanation*

H-The lowest maintenance level capable of complete repair of the support item is the general support level.

<i>Code</i>	<i>Application/Explanation</i>
Z-Nonreparable.	No repair is authorized.

(3) *Recoverability code.* Recoverability codes are assigned to support items to indicate the disposition action on unserviceable items. The recoverability code is entered in the fifth position of the Uniform SMR Code format as follows:

<i>Recoverability codes</i>	<i>Definition</i>
Z-Nonreparable item.	When unserviceable, condemn and dispose at the level indicated in position 3.
H-Reparable item.	When uneconomically reparable, condemn and dispose at the general support level.

*c. National Stock Number.* Indicates the National stock number assigned to the item and will be used for requisitioning purposes.

*d. Federal Supply Code for Manufacturer (FSCM).* The FSCM is a 5-digit numeric code listed in SB 708-41/42 which is used to identify the manufacturer, distributor, or Government agency, etc.

*e. Part Number.* Indicates the primary number used by the manufacturer (individual, company, firm, corporation, or Government activity), which controls the design and characteristics of the item by means of its engineering drawings, specifications, standards, and inspection requirements to identify an item or range of items.

**NOTE**

When a stock numbered item is requisitioned, the repair part received may have a different part number than the part being replaced.

*f. Description* Indicates the Federal item name and, if required, a minimum description to identify the item. When the part to be used differs between serial numbers of the same model, the effective serial numbers are shown as the last line of the description.

*g. Unit of Measure (U/M).* Indicates the standard of the basic quantity of the listed item as used in performing the actual maintenance function. This measure is expressed by a two-character alphabetical abbreviation (e.g., ea, in, pr, etc). When the unit of measure differs from the unit of issue, the lowest unit of issue that will satisfy the required units of measure will be requisitioned.

*h. Quantity Incorporated in Unit.* Indicates the

quantity of the item used in the breakout shown on the illustration figure, which is prepared for a functional group, subfunctional group, or an assembly.

*a.* The following publications pertain to the MK-1191/AR and its components:

TM 11-6625-2414-15, Test Facilities Kit MK-1191/AR.

*b.* National stock numbers (NSN's) that are missing from P source coded items have been applied for and will be added to this TM by future change/revision when they are entered in the Army Master Data File (AMDF). Until the NSN's are established and published, submit exception requisitions to Commander, US Army Communications-Electronics Command, ATTN: DR-SEL-MM, Fort Monmouth, NJ 07703 for the part required to support your equipment.

**5. How to Locate Repair Parts**

*a.* When National stock number or part number is unknown.

(1) *First.* Using the table of contents, determine the functional group within which the item belongs. This is necessary since illustrations are prepared for functional groups and listings are divided into the same groups.

(2) *Second.* Find the illustration covering the functional group to which the item belongs.

(3) *Third* Identify the item on the illustration and note the illustration figure and item number of the item.

(4) *Fourth.* Using the Repair Parts Listing, find the figure and item number noted on the illustration.

*b.* When National stock number or part number is known.

(1) *First.* Using the Index of National Stock Numbers and Part Numbers, find the pertinent National stock number or part number. This index is in NIIN sequence followed by a list of part numbers in alphameric sequence, cross-referenced to the illustration figure number and item number.

(2) *Second.* After finding the figure and item number, locate the figure and item number in the repair parts list.

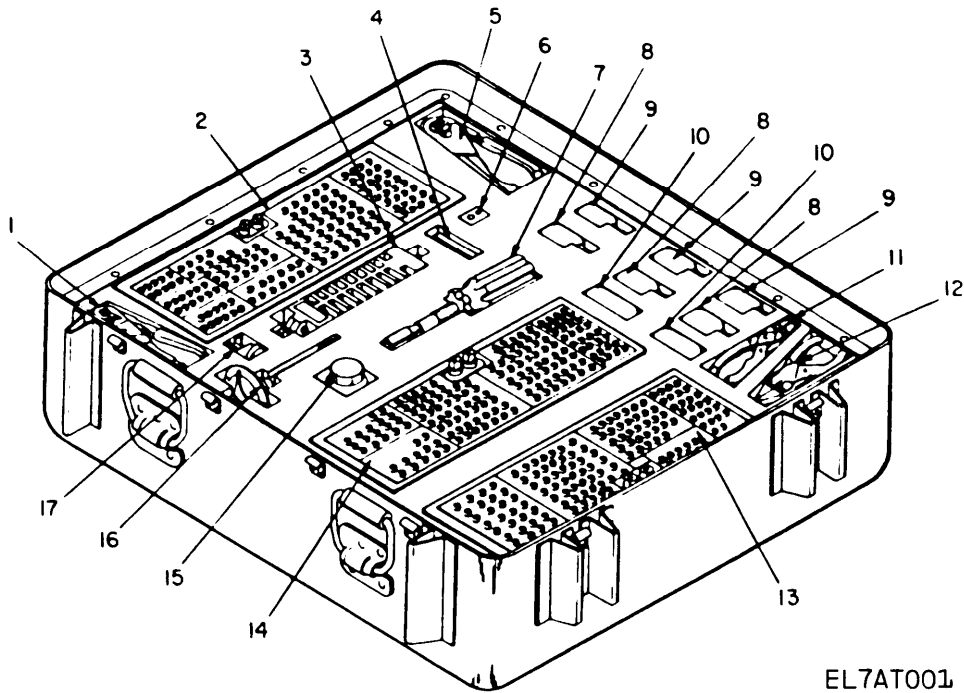
**6. Abbreviations**

Not applicable.

(Next printed page is 4)







EL7AT001

Test Facilities Kit MK-1191/AR, Case Top With Tools

SECTION II

(1) ILLUSTRATION (A) FIG NO	(2) ITEM NO	(3) SMR CODE	(3) NATIONAL STOCK NUMBER	(4) FSCM	(5) PART NUMBER	(6) DESCRIPTION	(7) USABLE ON CODE	(8) QTY INC IN UNIT
						GROUP 00 TEST FACILITIES KIT MK-1191/AR		
1	1	PAOZZ		80063	SM-A-625812	TOOL, CRIMPING		EA 1
1	2	PAOHH	6625-00-179-1875	80063	SM-B-625701	ADAPTER, BREAKOUT		EA 1
1	3	PAOZZ	5985-00-134-5442	80063	SM-A-625793	ATTENUATOR, FIXED		EA 1
1	4	PAOZZ		80063	SM-B-625795	TEST SHIELD		EA 1
1	5	PAOZZ		25462	97-106563-1	CRIMP TOOL		EA 1
1	6	PAHZZ	6625-00-179-1895	80063	SM-B-625802	FIXTURE, SET		EA 1
1	7	PAOZZ		80063	SM-A-625801	SOCKET WRENCH		EA 1
1	8	PAOHH		80063	SM-B-625790	HEADSET TERM ASBLY		EA 3
1	9	PAHZZ	5935-00-134-5609	80063	SM-B-625789	CONNECTOR, RECEPTACL		EA 3
1	10	XDOHH		80063	SM-B-625829	COVER AND CASE ASBY		EA 2
1	11	PAOZZ	5120-00-150-5962	80063	SM-D-625854	PLIER, PIN, INSTALLAT		EA 1
1	12	PAOZZ		80063	SM-B-625873	PLIERASSY PIN-MOD		EA 1
1	13	PAOHH	6625-00-179-1868	80063	SM-B-625706	ADAPTER BREAKOUT		EA 1
1	14	PAOHH	6625-00-179-1869	80063	SM-B-625711	ADAPTED BREAKOUT		EA 1
1	15	XDHZZ	8125-00-168-6891	80063	SM-B-694439	BOTTLE ASSY, SCREW C		EA 1
1	16	PAOZZ		80063	SM-B-625808	WRENCH TORQUE MOD		EA 1
1	17	PAHZZ		80063	SM-B-625850	PULLER MECH GEAR		EA 1

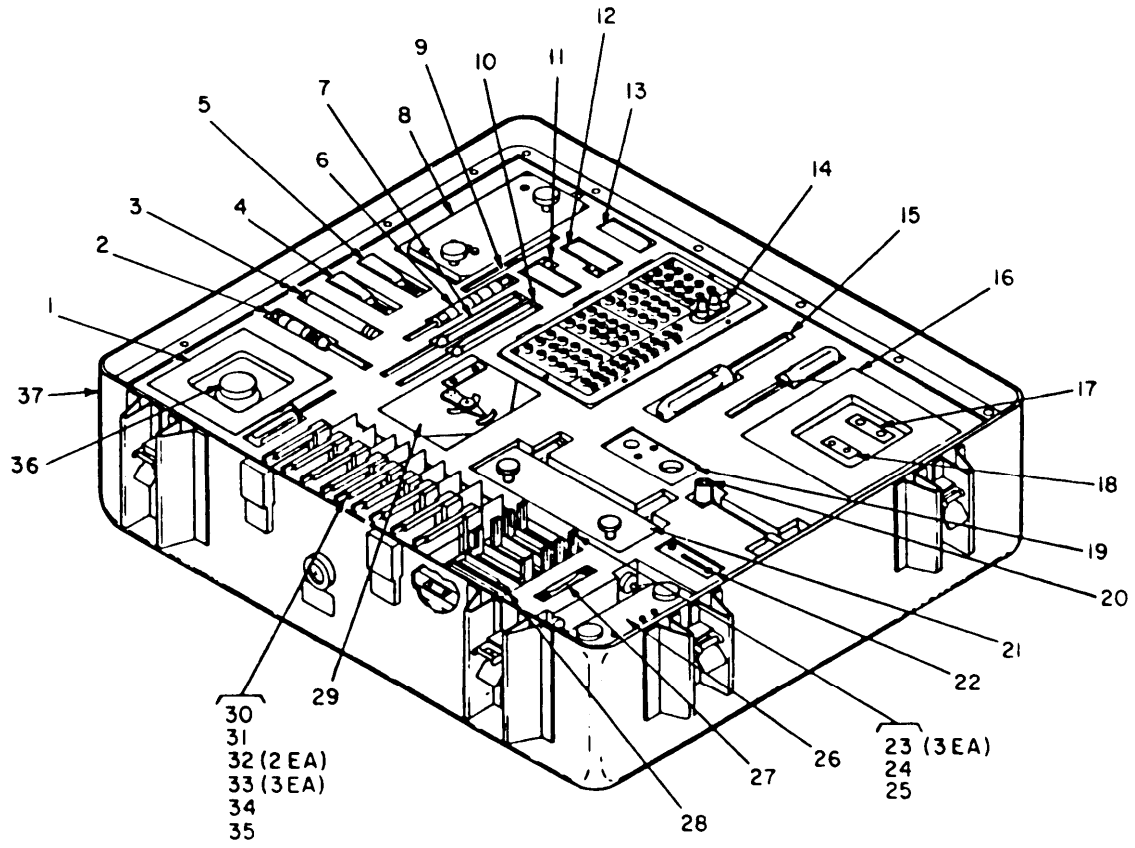
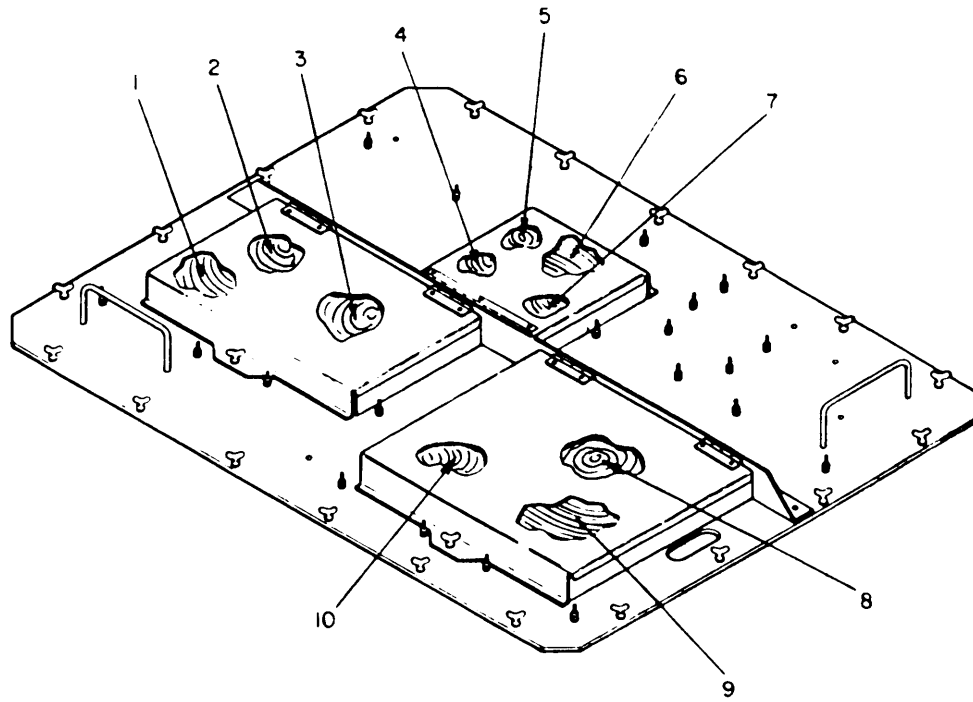


Figure 2. Case Bottom With Tools

EL7AT002

(1) ILLUSTRATION		(2)	(3)	(4)	(5)	(6)	(7)	(8)
(A) FIG NO	(B) ITEM NO	SMR CODE	NATIONAL STOCK NUMBER	FSCM	PART NUMBER	DESCRIPTION	USABLE ON CODE	QTY INC IN UNIT
2	1	PAOHH	6625-00-179-1887	80063	SM-B-625861	FIXTURE,SET	EA	2
2	2	PAOZZ		80063	SM-B-625817-1	EXTR TOOL NO16	EA	1
2	3	PAHZZ	5120-00-169-0132	80063	SM-B-625892	INSTALLING AND REMO	EA	1
2	4	PAOZZ	5120-00-150-5958	80063	SM-B-694326	APPLICATOR,RETAININ	EA	1
2	5	PAOZZ		80063	SM-B-625811-12	INST TOOL CRESENT	EA	1
2	6	PAOZZ		80063	SM-A-625817-2	INSERT TOOL NO16	EA	1
2	7	PAOZZ		80063	SM-A-625817-4	INSERTION TOOL	EA	1
2	8	PAOHH	6625-00-179-1893	80063	SM-B-625806	FIXTURE,SET	EA	1
2	9	PAOZZ		80063	SM-A-625810	PLIER,RETAINING RI	EA	1
2	10	PAOZZ		80063	SM-A-625817-3	INSERT TOOL NO16	EA	1
2	11	PAOHH		80063	SM-B-625879	POWER AN/ARC-116	EA	1
2	12	PAOHH	6130-00-179-2840	80063	SM-B-625877	POWER SUPPLY	EA	1
2	13	PAOHH	6625-00-179-1703	80063	SM-B-625792	POWER SUPPLY TERMIN	EA	1
2	14	PAOHH	6625-00-179-1866	80063	SM-B-625716	ADAPTER BREAKOUT	EA	1
2	15	PAOZZ		80063	SM-B-625879	POWER SUPPLY TERM	EA	1
2	16	PAOHH	6625-00-179-1889	80063	SM-B-625857	FIXTURE,SET	EA	1
2	17	XDOHH		80063	SM-B-625860	FIXTURE AN/ARC-115	EA	1
2	18	XDOHH		80063	SM-B-625853	FIXTURE AN/ARC-14	EA	1
2	19	PAOHH		80063	SM-B-625855	FIXTURE ASSEMBLY	EA	1
2	20	PAHZZ		80063	SM-B-625807	WRENCH ASBLY TORQUE	EA	1
2	21	PAOHH	6625-00-495-0679	80063	SM-B-625898	FIXTURE ASSEMBLY HO	EA	1
2	22	PAHZZ	6625-00-503-6064	80063	SM-B-625897	FIXTURE ASSEMBLY NU	EA	1
2	23	PAHHH	6625-00-179-1833	80058	MX-8503/AR	ADAPTER,TEST	EA	3
2	24	PAHHH	6625-00-179-1781	80058	MX-8510/AR	ADAPTER,TEST	EA	1
2	25	PAHHH	6625-00-179-2187	80058	MX-8527/AR	ADAPTER,TEST	EA	1
2	26	PAHZZ	6625-00-179-1896	80063	SM-B-625797	FIXTURE,SET	EA	1
2	27	PADZZ		80063	SM-C-625862	WRENCH BOX MODIF	EA	1
2	28	PAHHH	6625-00-179-1780	80058	MX-8509/AR	ADAPTER,TEST	EA	1
2	29	PAOHH	6625-00-495-0680	80063	SM-B-625899	FIXTURE ASSEMBLY BA	EA	1
2	30	PAHHH	6625-00-179-1828	80058	MX-8504/AR	ADAPTER,TEST	EA	1
2	31	PAHHH	6625-00-179-1835	80058	MX-8505/AR	ADAPTER,TEST	EA	1
2	32	PAHHH	6625-00-179-1836	80058	MX-8506/AR	ADAPTER,TEST	EA	2
2	33	PAHHH	6625-00-179-1779	80058	MX-8507/AR	ADAPTER,TEST	EA	3
2	34	PAHHH	6625-00-179-1817	80058	MX-8511/AR	ADAPTER,TEST	EA	1
2	35	PAHHH	6625-00-179-1820	80058	MX-8508/AR	ADAPTER,TEST	EA	1
2	36	PAHZZ	8125-00-168-6892	80063	SM-B-694438	BOTTLE ASSY,SCREW C	EA	1
2	37	XDOHH		80063	SM-B-625826	CASE ELECT MAIT KIT	EA	1



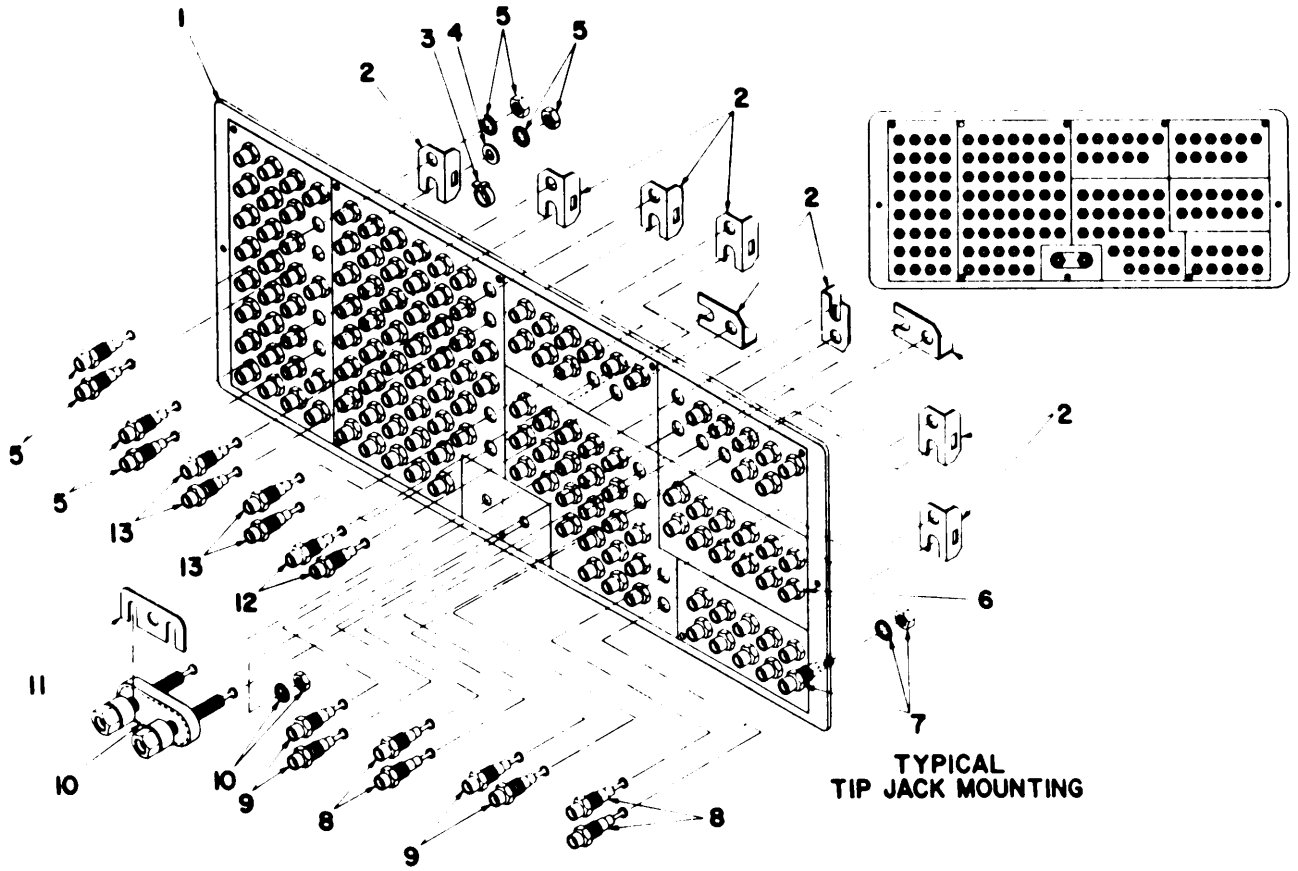
EL7AT003

Figure 3. Cable Assemblies

(1) ILLUSTRATION (A) FIG NO	(2) (B) ITEM NO	(3) SMR CODE	(4) NATIONAL STOCK NUMBER	(5) FSCM	(6) PART NUMBER	(7) DESCRIPTION  USABLE ON CODE	(8) QTY INC IN UNIT
3	1	PAOHH	6625-00-935-5227	80058	CG-3475/U	CABLE ASSEMBLY,RADI W1	EA 1
3	2	PAOHH	6625-00-935-5213	80058	CX-10894/AR	CABLE ASSEMBLY,SPEC W26	EA 1
3	3	PAOHH	6625-00-179-1837	80058	CX-12184/U	CABLE ASSEMBLY,SPEC W104	EA 2
3	4	PAOHH	6625-00-179-1778	80058	CX-12186/U	CABLE ASSEMBLY,SPEC W106	EA 2
3	5	PAOHH	6625-00-179-1827	80058	CX-12182/U	CABLE ASSEMBLY,SPEC W102	EA 1
3	6	PAOHH		80058	CX-12183/U	CABLE CX-12183/U W103	EA 1
3	7	PAOHH	6625-00-179-1838	80058	CX-12854/U	CABLE ASSEMBLY,SPEC W105	EA 1
3	8	PAOHH	6625-00-179-1846	80058	CX-12187/U	CABLE ASSEMBLY,SPEC W107	EA 1
3	9	PAOHH	6625-00-179-1865	80058	CX-12188/U	CABLE ASSEMBLY,SPEC W108	EA 1
3	10	PAOHH	6625-00-179-1864	80054	CX-12189/U	CABLE ASSEMBLY,SPEC W109	EA 1

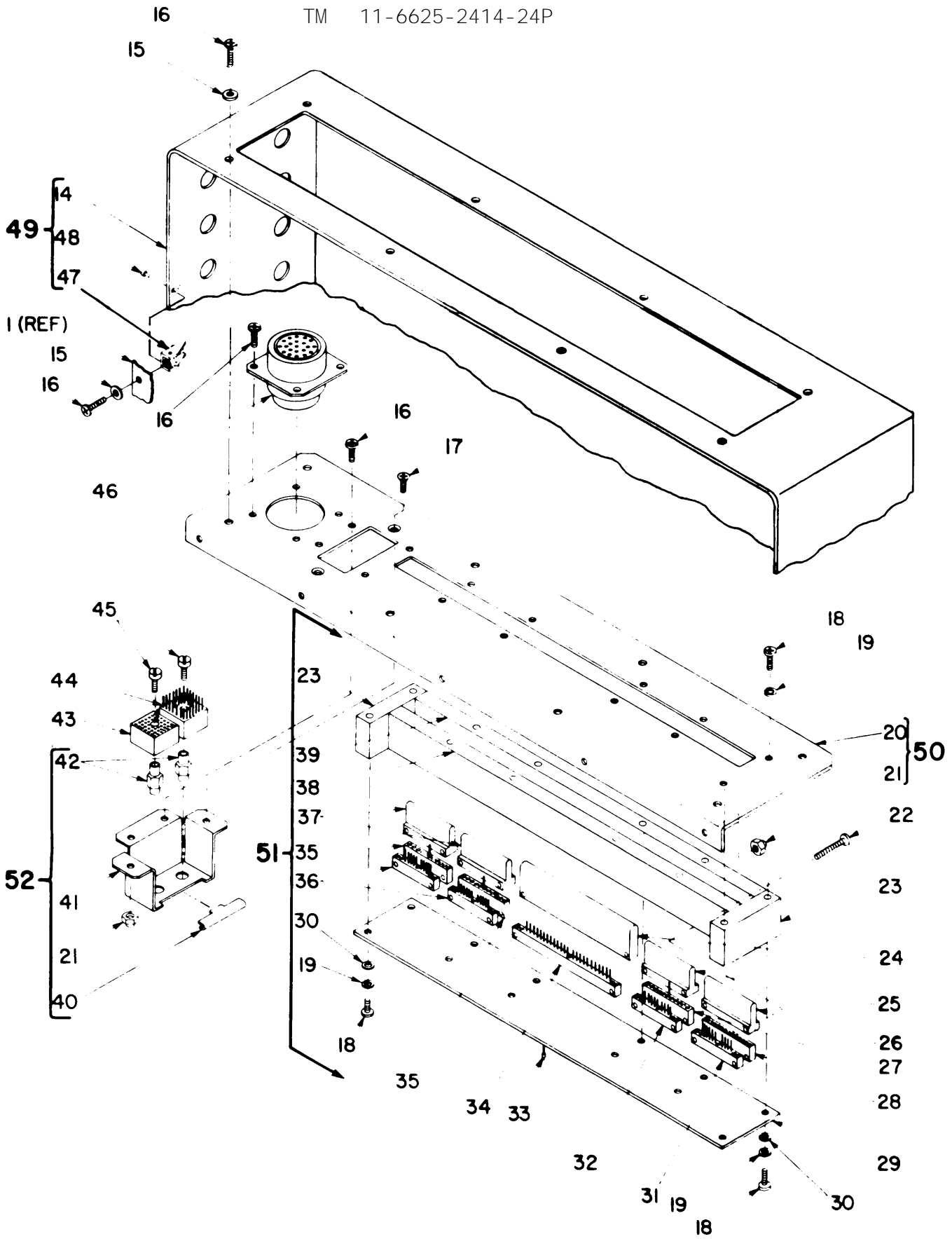






EL7AT004

Figure 4. Adapter, Test, Breakout Box Assembly AN/ARC-114 (Sht 1 of 2)



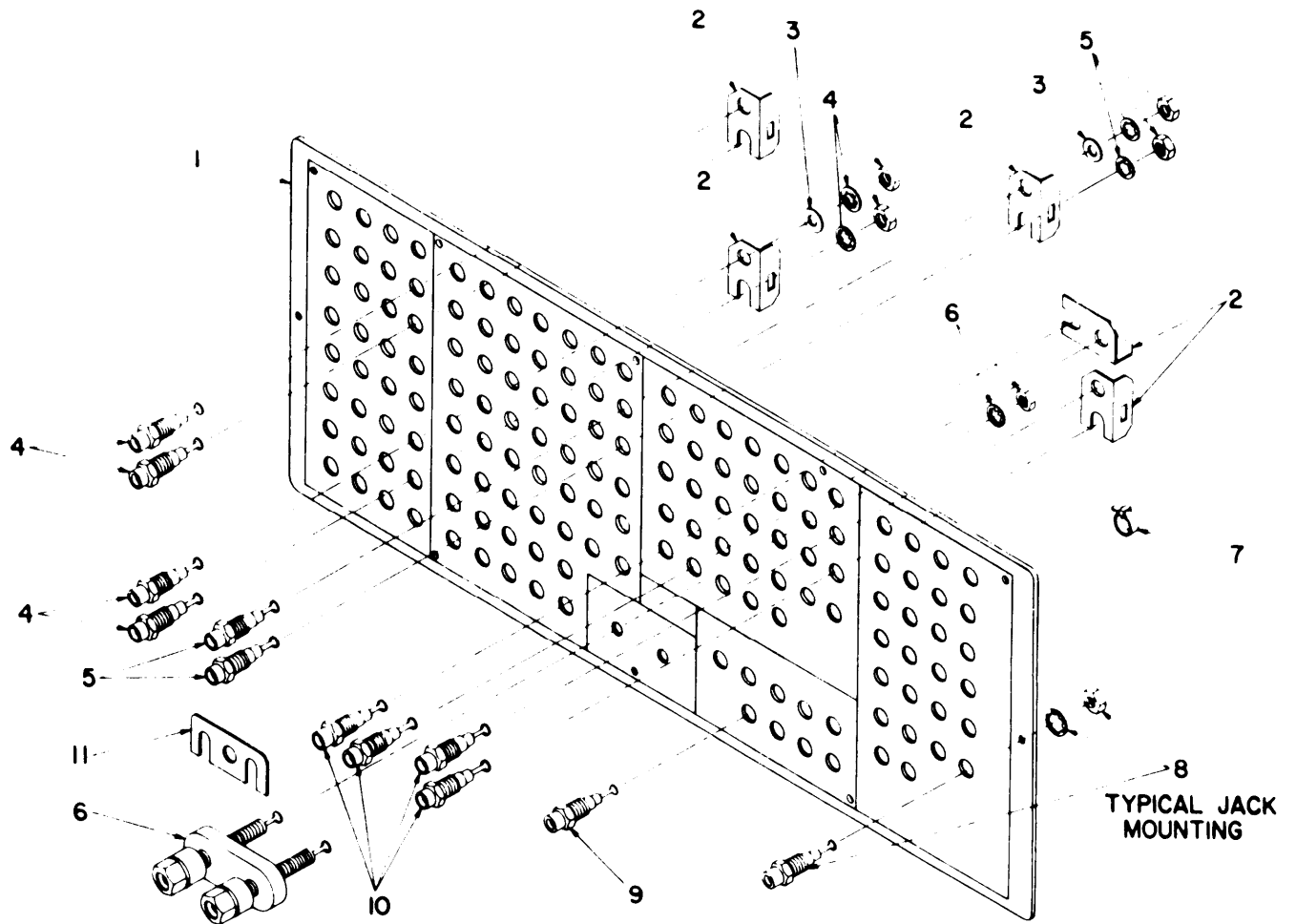
EL7AT005

Figure 4. Adapter, Test, Breakout Box Assembly AN/ARC-114 (Sht 2 of 2)

SECTION II

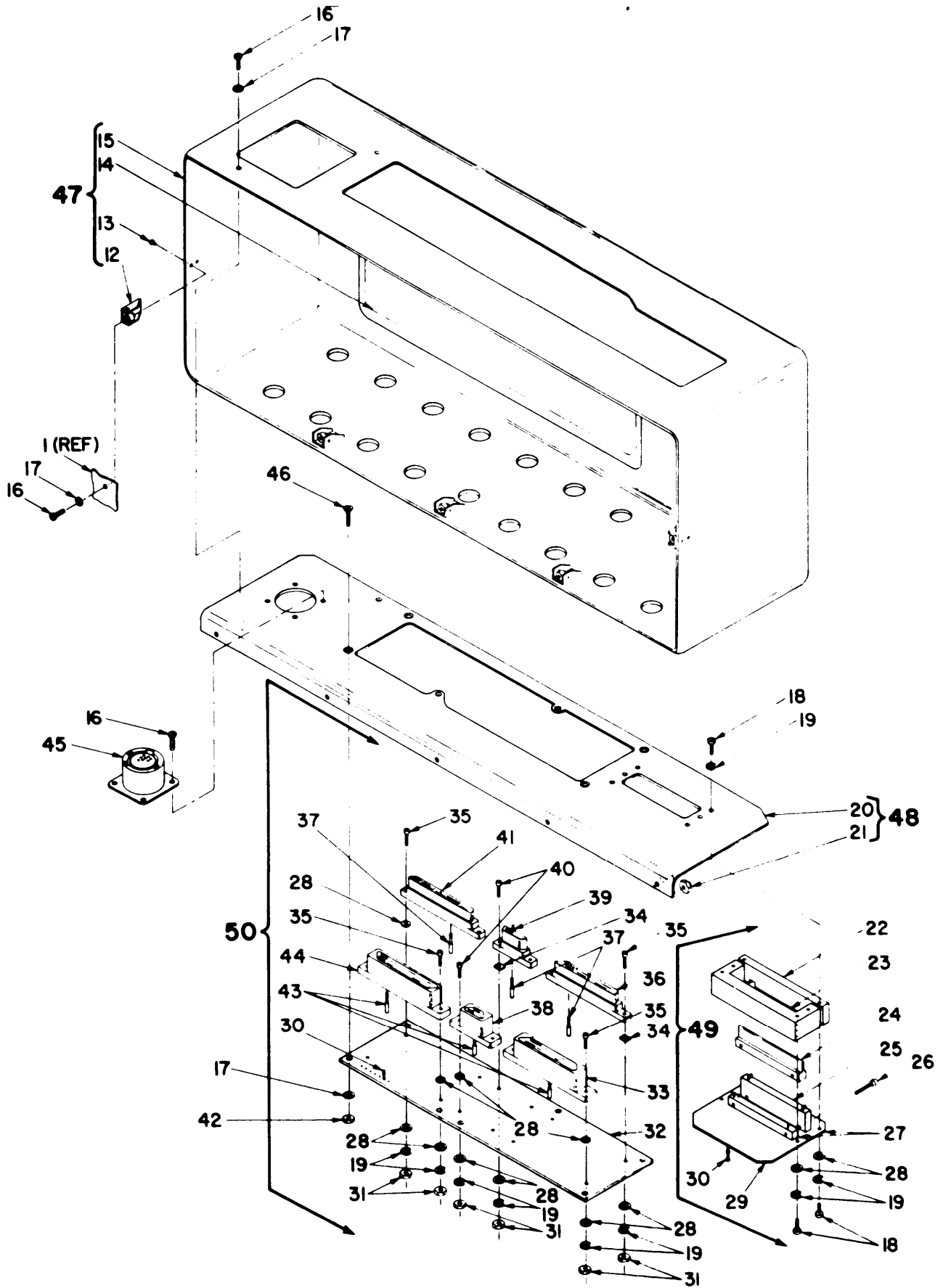
(1) ILLUSTRATION (A) FIG NO	(2) (B) ITEM NO	(3) NATIONAL STOCK NUMBER	(4) FSCM	(5) PART NUMBER	(6) DESCRIPTION	(7) USABLE ON CODE	(8) QTY INC IN UNIT
GROUP 01 ADAPTER BREAKOUT BOX FOR AN/ARC-114							
4	1	XDHZZ	80063	SM-D-694251	PANEL, FRONT		EA 1
4	2	XDHZZ 5340-00-168-6985	80063	SM-B-694283	BRACKET, ANGLE		EA 9
4	3	PAHZZ 5975-00-727-5153	96909	MS3367-4-9	STRAP, CABLE		EA 43
4	4	XDHZZ	89063	SM-C-617837-15	WASHER, FLAT		EA 9
4	5	XDHZZ 5935-00-577-2337	96906	MS16108-5A	JACK, TIP		EA 32
4	6	PAHZZ 5935-00-768-4232	81349	M39024/10-08	JACK, TIP, YELLOW		EA 12
4	7	XDHZZ 5935-00-681-5690	96906	MS16108-7A	JACK, TIP		EA 10
4	8	XDHZZ 5935-00-685-9416	96906	MS16108-4A	JACK, TIP		EA 27
4	9	PAHZZ 5935-00-577-2336	96906	MS16108-3A	JACK, TIP		EA 11
4	10	XDHZZ	80063	SM-A-625452-1	POST, BINDING		EA 1
4	11	XDHZZ	80063	SM-B-694309-1	LINK		EA 1
4	12	PAHZZ 5935-00-578-3489	96906	MS16108-2A	JACK, TIP		EA 11
4	13	PAHZZ 5935-00-685-9396	96906	MS16108-1A	JACK, TIP		EA 52
4	14	XDHZZ	80063	SM-B-694306-1	CASE		EA 1
4	15	PAHZZ 5310-00-595-6211	96906	MS15795-803	WASHER, FLAT		EA 18
4	16	PAHZZ 5305-00-054-5649	96906	MS51957-15	SCREW, MACHINE		EA 24
4	17	PAHZZ 5305-00-763-7822	96906	MS51959-14	SCREW, MACHINE		EA 12
4	18	PAHZZ 5305-00-054-5637	96906	MS51957-3	SCREW, MACHINE		EA 12
4	19	PAHZZ 5310-00-928-2690	96906	MS35338-134	WASHER, LOCK		EA 12
4	20	XDHZZ	80063	SM-B-694253-1	PLATE		EA 1
4	21	XDHZZ	80063	SM-B-595945-2	NUT, SELF-LOCKING		EA 4
4	22	XAHZZ	96906	MS35275-207	SCREW, MACHINE		EA 10
4	23	XAHZZ	80063	SM-B-694255	SPACER, FRAME		EA 2
4	24	XDHZZ 5935-00-168-8011	80063	SM-C-694257-4	INSERT, ELECTRICAL C		EA 1
4	25	XDHZZ 5935-00-168-8010	80063	SM-C-694257-3	INSERT, ELECTRICAL C		EA 1
4	26	XDHZZ 5935-00-168-8008	80063	SM-C-694257-1	INSERT, ELECTRICAL C		EA 1
4	27	XAHZZ	80063	SM-A-617906-32	CONNECTOR, PLUG, ELEC		EA 1
4	28	XAHZZ	80063	SM-A-617906-31	CONNECTOR, PLUG, ELEC		EA 1
4	29	XAHZZ	80063	SM-D-967275	PRINTED WIRING BO		EA 1
4	30	XDHZZ 5310-00-145-1979	80063	SM-C-617837-7	WASHER, FLAT		EA 12
4	31	XAHZZ	80063	SM-A-617906-28	CONNECTOR, RECEPTACL		EA 1
4	32	XAHZZ	80063	SM-A-617906-29	CONNECTOR, PLUG, ELEC		EA 1
4	33	XAHZZ	80063	SM-B-595937-2	TERMINAL, STUD		EA 71
4	34	XAHZZ	80063	SM-A-617906-30	CONNECTOR, PLUG, ELEC		EA 1
4	35	XAHZZ	80063	SM-A-617906-33	CONNECTOR, RECEPTACL		EA 2
4	36	XAHZZ	80063	SM-A-617906-7	CONNECTOR, RECEPTACL		EA 2
4	37	XDHZZ 5935-00-168-8009	80063	SM-C-694257-2	INSERT, ELECTRICAL		EA 2
4	38	XAHZZ	80063	SM-C-694256-2	SPACER, FRAME, LONG		EA 1
4	39	XAHZZ	80063	SM-C-694256-1	SPAER, FRAME, LONG		EA 1
4	40	XDHZZ	80063	SM-A-625468-18	STRIP, GROMMET		EA 1

(1) ILLUSTRATION		(2)	(3)	(4)	(5)	(6) DESCRIPTION	(7)	(8) QTY INC IN UNIT
(A) FIG NO	(B) ITEM NO	SMR CODE	NATIONAL STOCK NUMBER	FSCM	PART NUMBER		USABLE ON CODE	U/M
4	41	XDHZZ		80063	SM-B-694259-1	BRACKET		EA 1
4	42	XDHZZ		80063	SM-B-694254	NUT, PLAIN, CLINCH		EA 2
4	43	PAHZZ	5935-01-104-5326	80063	SM-A-617902-6	CONNECTOR, RECEPT		EA 1
4	44	PAHZZ		80063	SM-A-617902-7	CONNECTOR, RECEPT		EA 1
4	45	PAHZZ	5305-00-945-0506	96906	MS35275-216	SCREW, MACHINE		EA 2
4	46	PAHZZ		96906	MS3122E18-325	CONNECTOR, RECEPT		EA 1
4	47	XDHZZ		80063	SM-B-694302-3	NUT, SELF-LOCKING		EA 5
4	48	XDHZZ		80063	SM-B-595946-4	RIVET, TUBULAR		EA 10
4	49	XDHZZ		80063	SM-B-625831	CASE AN/ARC-114		EA 1
4	50	XDHZZ		80063	SM-B-694253	PLATE, CONNECTOR		EA 1
4	51	PAHZZ		80063	SM-B-625835	CIRCUIT CARD ASSEMB		EA 1
4	52	XDHZZ		80063	SM-B-694259	BRKT CONN MTG ASSY		EA 1



EL7AT006

Figure 5. -Adapter Breakout Box for AN/ARC-115 (Sheet 1 of 2)



EL7AT007

Figure 5. Adapter Breakout Box for AN/ARC-115 (Sheet 2 of 2)

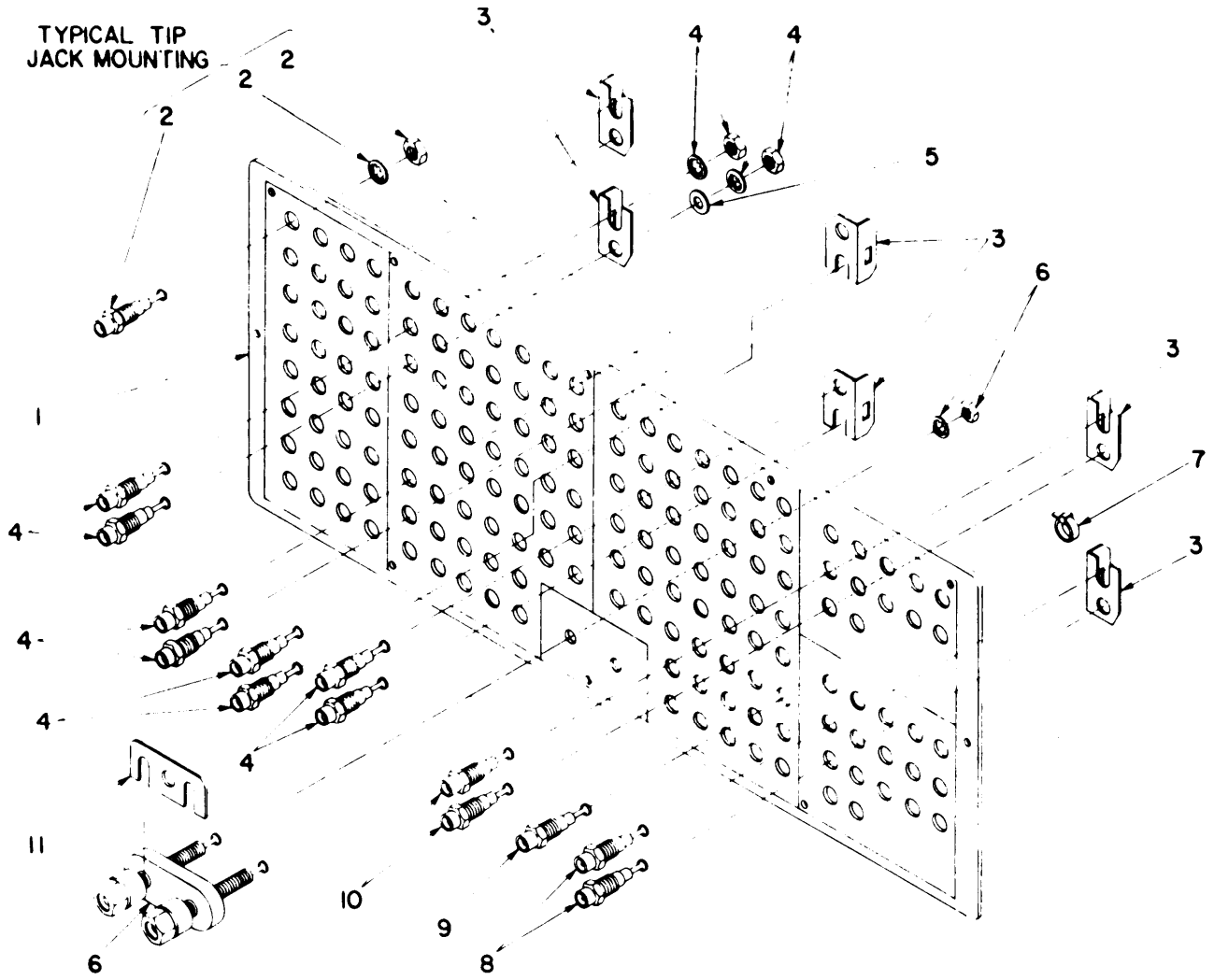
SECTION II

(1) ILLUSTRATION (A) FIG NO	(2) (B) ITEM NO	(3) SMR CODE	(4) NATIONAL STOCK NUMBER	(5) FSCM	(6) PART NUMBER	(6) DESCRIPTION	(7) USABLE ON CODE	(8) QTY INC IN UNIT
GROUP 02 ADAPTER BRERAKOUT BOX FOR AN/ARC-115								
5	1	XDHZZ		80463	SM-D-694261	FRONT PANEL	EA	1
5	2	XDHZZ	5340-00-168-6985	80063	SM-B-694283	BRACKET, ANGLE	EA	5
5	3	XDHZZ		80063	SM-C-617837-15	WASHER	EA	56
5	4	PAHZZ	5935-00-733-6587	81349	M39024/10-05	JACK, TIP	EA	32
5	5	PAHZZ	5935-00-685-9396	96906	MS16108-1A	JACK, TIP	EA	52
5	6	XDHZZ		80063	SM-A-625452-1	POST	EA	1
5	7	PAHZZ	5975-00-727-5153	96906	MS3367-4-9	STRAP, CABLE	EA	40
5	8	PAHZZ	5935-00-762-0312	81349	M39024/10-03	JACK, TIP	EA	26
5	9	XAHZZ		80063	S16108-4A	JACK BRN	EA	5
5	10	PAHZZ	5935-00-578-3489	96906	MS16108-2A	JAK, TIP	EA	33
5	11	XDHZZ		80063	SM-B-694309-1	LINK	EA	1
5	12	XDHZZ		80063	SM-B-694302-3	NUT	EA	5
5	13	XDHZZ		80063	SM-B-595946-4	RIVET	EA	10
5	14	XDHZZZ		80063	SM-C-694285	PLATE DESIGNATION	EA	1
5	15	XDHZZ		80063	SM-B-694306-1	CASE	EA	1
5	16	PAHZZ	5305-00-054-5649	96906	MS51957-15	SCREW, MACHINE	EA	21
5	17	PAHZZ	5310-00-595-6211	96906	MS15795-803	WASHER, FLAT	EA	23
5	18	PAHZZ	5305-00-054-5637	96906	MS51957-3	SCREW, MACHINE	EA	6
5	19	PAHZZ	5310-00-928-2690	96906	MS35338-134	WASHER, LOCK	EA	12
5	20	XDHZZ		80063	SM-B-694263-1	PLATE	EA	1
5	21	XDHZZ		80063	SM-B-595945-2	NUT	EA	16
5	22	XDHZZ		80063	SM-C-694265-1	SPACER	EA	1
5	23	XDHZZ		80063	SM-C-694264-1	SPACER	EA	1
5	24	XDHZZ	5935-00-168-8012	80063	SM-C-694257-5	INSERT, ELECTRICAL C	EA	1
5	25	XDHZZ	5935-00-469-8162	80063	SM-A-617902-10	CONNECTOR, RECEPTACL	EA	1
5	26	PAHZZ	5305-00-728-1403	80205	NAS1635-00-10	SCREW, MACHINE	EA	2
5	27	XDHZZ	5935-00-177-2064	80063	SM-A-617902-11	CONNECTOR, RECEPTACL	EA	1
5	28	XDHZZ		80068	SM-C-617837-7	WASHER	EA	20
5	29	XAHZZ		80063	SM-C-694280	PRINTED WIRING BO	EA	
5	30	PAHZZ	5940-00-411-8492	80063	SM-B-595937-2	TERMINAL, STUD	EA	94
5	31	PAHZZ	5310-00-938-2013	96906	MS35649-224	NUT, PLAIN, HEXAGON	EA	12
5	32	XAHZZ		80063	SM-D-694279	PRINTED WIRING BO	EA	1
5	33	XAHZZ		80063	SM-A-617920-10	CONNECTOR	EA	1
5	34	PAHZZ	5970-00-168-7698	80063	SM-B-694284	INSULATOR, WASHER	EA	4
5	35	PAHZZ	5305-00-054-5638	96906	MS51957-4	SCREW, MACHINE	EA	8
5	36	XAHZZ		80063	SM-A-617920-9	CONNECTOR	EA	1
5	37	XDHZZ	5999-00-142-5737	80063	SM-A-617935-6	CONTACT, ELECTRICAL	EA	94
5	38	XAHZZ		80063	SM-A-617920-4	INSERT, ELECTRICAL C	EA	1
5	39	XAHZZ		80063	SM-A-617920-3	CONNECTOR BODY, RECE	EA	1

SECTION II

(1) ILLUSTRATION		(2)	(3)	(4)	(5)	(6) DESCRIPTION	(7)	(8) QTY INC IN UNIT
(A) FIG NO	(B) ITEM NO	SMR CODE	NATIONAL STOCK NUMBER	FSCM	PART NUMBER		USABLE ON CODE	U/M
5	40	PAHZZ	5305-00-054-5639	96906	MS51957-5	SCREW,MACHINE		EA 4
5	41	PAHZZ	5935-00-134-5297	80063	SM-A-617934-1	CONNECTOR ELE		EA 1
5	42	PAHZZ	5310-00-807-1471	96906	MS21042L04	NUT,SELF-LOCKING,EX		EA 8
5	43	PAHZZ	5999-00-168-4021	80063	SM-A-617935-5	CONTACT,ELECTRICAL		EA 94
5	44	PAHZZ	5935-00-419-5417	80063	SM-A-617934-2	CONNECTOR BODY,RECE		EA 2
5	45	PAHZZ		96906	MS3122E18325	CONNECTOR		EA 1
5	46	PAHZZ	5305-00-763-7822	96906	MS51959-14	SCREW,MACHINE		EA 6
5	47	XDHZZ		80063	SM-B-625832	CASE ASSY		EA 1
5	48	XDHZZ		80063	SM-B-694263	PLATE CONN MTG ASSY		EA 1
5	49	XAHZZ		80063	SM-B-625836	CONNECTOR ASSEMBLY		E 1
5	50	PAHZZ		80063	SM-B-625837	CIRCUIT CARD ASSEMBLY		EA 1





EL7AT008

Figure 6. Adapter Breakout Box for AN/ARC-116 (Sheet 1 of 2)

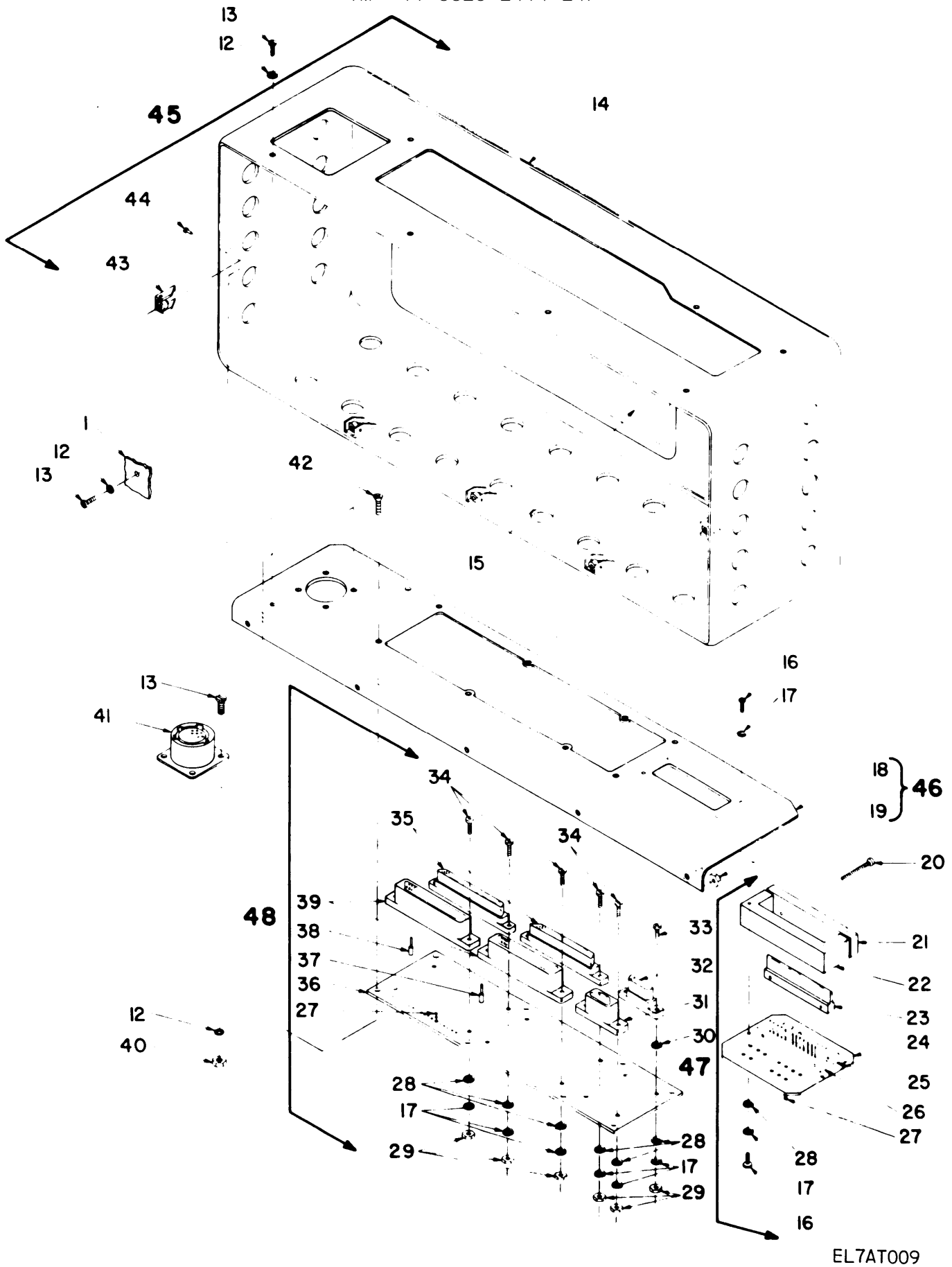


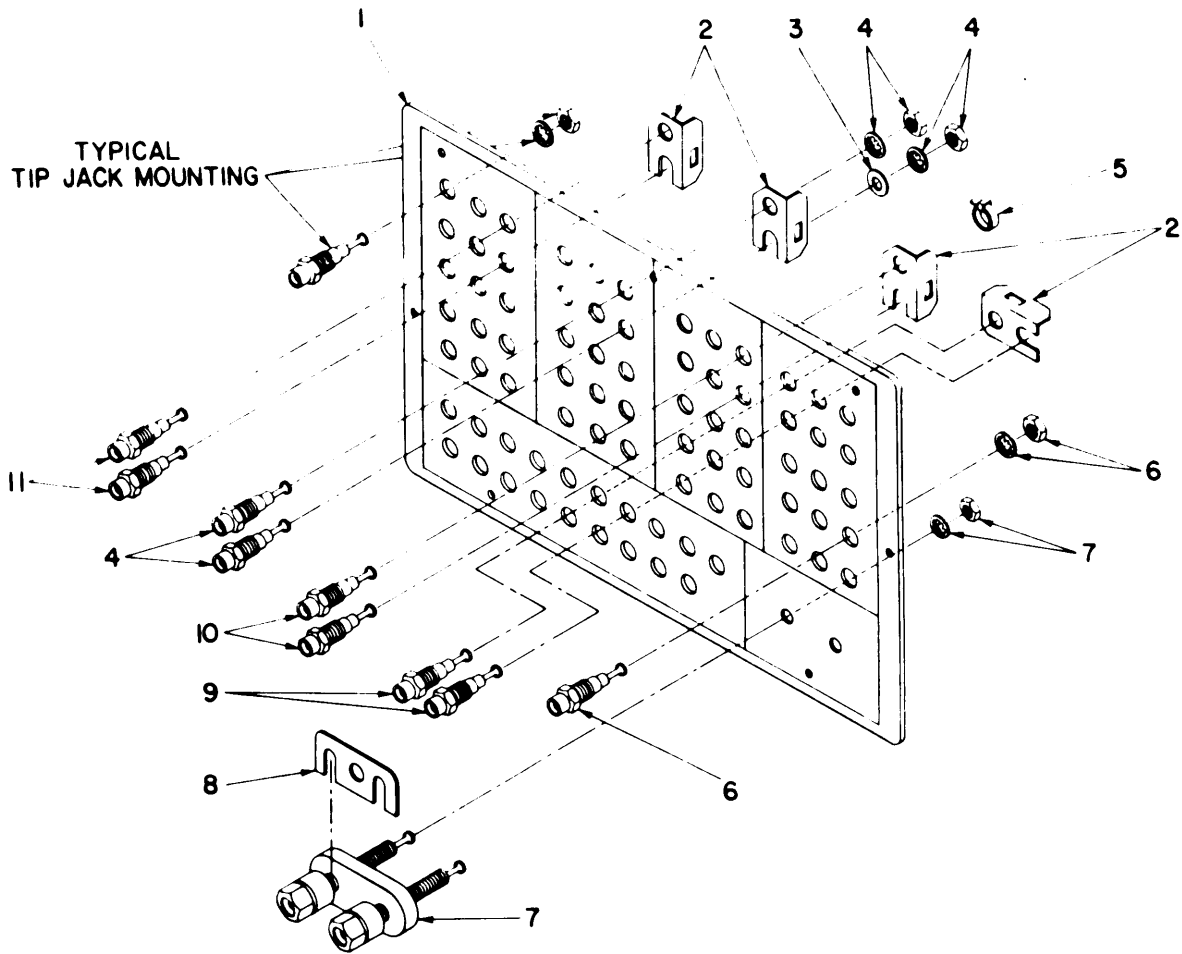
Figure 6. Adapter Breakout Box for AN/ARC-116 (Sheet 2 of 2)

EL7AT009

(1) ILLUSTRATION (A) FIG NO	(2) (B) ITEM NO	(3) SMR CODE	(4) NATIONAL STOCK NUMBER	(5) FSCM	(6) PART NUMBER	(7) DESCRIPTION  USABLE ON CODE	(8) QTY INC IN UNIT
GROUP 03 ADAPTER BREAKOUT BOX FOR							
AN/ARC-116							
6	1	XDHZZ		80063	SM-D-694267	PANEL, FRONT	EA 1
6	2	XDHZZ	5935-00-577-2337	96906	MS16108-5A	JACK, TIP	EA 32
6	3	XAHZZ		80063	SM-B-694283	BRACKET, ANGLE	EA 6
6	4	PAHZZ	5935-00-685-9396	96906	MS16108-1A	JACK, TIP	EA 52
6	5	XAHZZ		80063	SM-C-617837-15	WASHER	EA 6
6	6	XAHZZ		80063	SM-A-625452-1	POST, BINDING	EA 2
6	7	PAHZZ	5975-00-727-5153	96906	MS3367-4-9	STRAP	EA 54
6	8	XDHZZ	5935-00-681-5690	96906	MS16108-7A	JACK, TIP	EA 17
6	9	PAHZZ	5935-00-578-3489	96906	MS16108-2A	JACK, TIP	EA 52
6	10	PAHZZ	5935-00-577-2336	96906	MS16108-3A	JACK, TIP	EA 123
6	11	XAHZZ		96906	SM-B-694309-1	LINK	EA 1
6	12	PAHZZ	5310-00-595-6211	96906	MS15795-803	WASHER, FLAT	EA 25
6	13	PAHZZ	5305-00-054-5649	96906	MS51957-15	SCREW, MACHINE	EA 21
6	14	XDHZZ		80063	SM-B-625833-1	CASE	EA 1
6	15	XDHZZ		80063	SM-C-694299	PLATE DESIGNATION	EA 1
6	16	PAHZZ	5305-00-054-5637	96906	MS51957-3	SCREW, MACHINE	EA 1
6	17	XAHZZ		96906	MS-353380134	WASHER	EA 4
6	18	XDHZZ		80063	SM-B-694269-1	PLATE	EA 1
6	19	XAHZZ		80063	SM-B-595945-2	NUT	EA 16
6	20	PAHZZ	5305-00-948-4033	96906	MS35275-207	SCREW, MACHINE	EA 2
6	21	XAHZZ		80063	SM-C-694265-2	SPACER	EA 1
6	22	XAHZZ		80063	SM-C-694264-2	SPACER	EA 1
6	23	XDHZZ	5935-00-168-8013	80063	SM-C-694257-6	INSERT, ELECTRICAL C	EA 1
6	24	XAHZZ		80063	SM-C-694289	PRINT WIRING BOARD	EA 1
6	25	PAHZZ		80063	SM-A-617906-34	CONNECTOR	EA 1
6	26	PAHZZ		80063	SM-A-617906-36	CONNECTOR	EA 1
6	27	XAHZZ		80063	SM-B-595937-2	TERMINAL, STUD	EA 121
6	28	XAHZZ		80063	SM-C-617837-7	WASHER, FLAT	EA 22
6	29	XAHZZ		96906	MS35649-224	NUT, PLAIN, HEXAGON	EA 12
6	30	XAHZZ		80063	SM-B-694284	INSULATOR, WASHER	EA 2
6	31	XAHZZ		80063	SM-A-617920-6	CONNECTOR	EA 1
6	32	XAHZZ		80063	SM-A-617920-5	CONNECTOR BODY, RECE	EA 1
6	33	XAHZZ		96906	MS51957-5	SCREW, MACHINE	EA 2
6	34	PAHZZ	5305-00-054-5638	96906	MS51957-4	SCREW, MACHINE	EA 10
6	35	XAHZZ		80063	SM-A-617934-1	CONNECTOR ELE	EA 2
6	36	XAHZZ		80063	SM-D-694288	PRINT WIRING BOARD	EA 1
6	37	XDHZZ	5999-00-142-5737	80063	SM-A-617935-6	CONTACT, ELECTRICAL	EA 121

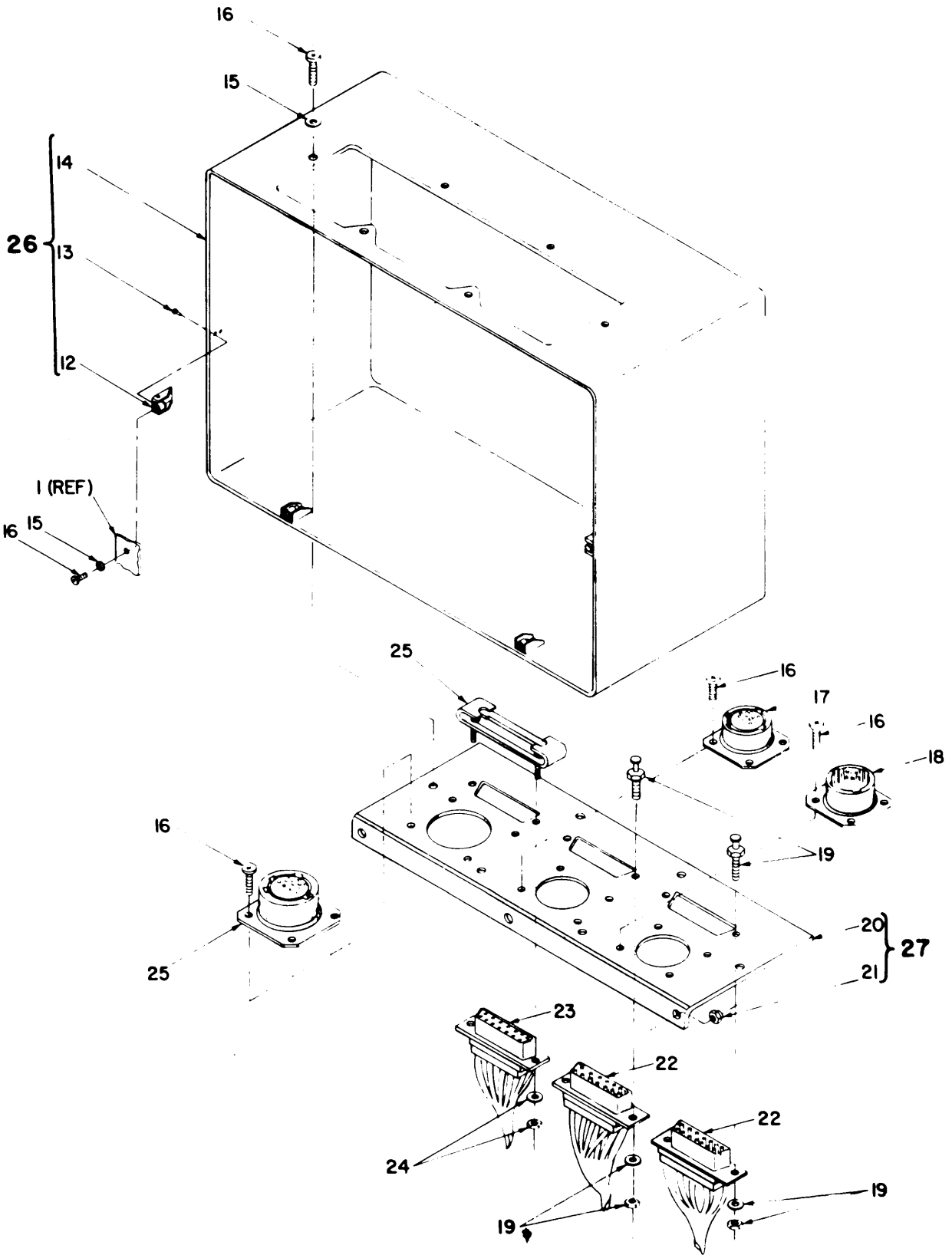
SECTION II

(1) ILLUSTRATION		(2)	(3)	(4)	(5)	(6) DESCRIPTION	(7)	(8) QTY INC IN UNIT
(A) FIG NO	(B) ITEM NO	SMR CODE	NATIONAL STOCK NUMBER	FSCM	PART NUMBER		USABLE ON CODE	U/M
6	38	XAHZZ		80063	SM-A-617935-5	CONTACT, ELECTRICAL	EA	121
6	39	XAHZZ		80063	SM-A-617934-2	CONNECTOR BODY, RECE	EA	2
6	40	PAHZZ	5310-00-807-1471	96906	MS21042L04	NUT, SELF-LOCKING, EX	EA	8
6	41	PAHZZ		96906	MS3122E18-325	CONNECTOR	EA	1
6	42	PAHZZ	5305-00-763-7822	96906	MS51959-14	SCREW, MACHINE	EA	8
6	43	XAHZZ		80063	SM-B-694302-3	NUT	EA	5
6	44	XAHZZ		80063	SM-B-595946-4	RIVET	EA	10
6	45	XDHZZ		80063	SM-B-625833	CASE ASSEMBLY	EA	
6	46	XDHZZ		80063	SM-B-694269	PLATE CONN MTG ASSY	EA	1
6	47	XAHZZ		80063	SM-B-625839	CONNECTOR ASSEMBLY	EA	1
6	48	PAHZZ		80063	SM-B-625838	CIRCUIT CARD ASSEMB	EA	1



EL7AT010

Figure 7. Adapter Breakout Box for AN/ARN-89 (Sheet 1 of 2)

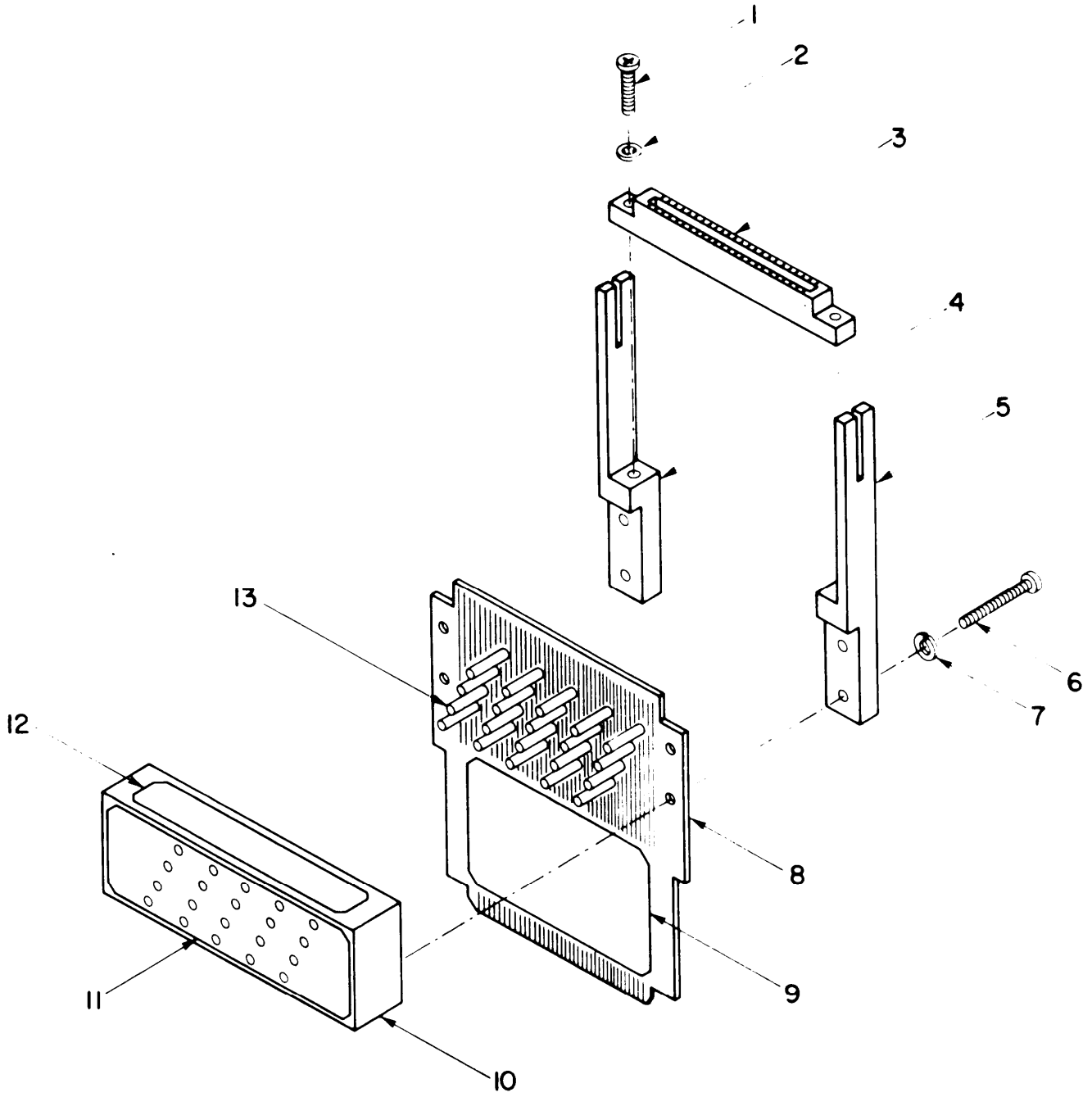


EL7AT011

Figure 7. Adapter Breakout Box for AN/ARN-89 (Sheet 2 of 2)

SECTION II

(1) ILLUSTRATION (A) FIG NO	(2) (B) ITEM NO	(3) SMR CODE	(4) NATIONAL STOCK NUMBER	(5) FSCM	(6) PART NUMBER	(6) DESCRIPTION	(7) USABLE ON CODE	(8) QTY INC IN U/M UNIT
GROUP 04 ADAPTER BREAKOUT BOX FOR AN/ARN-89								
7	1	XDHZZ		80063	SM-D-694271	PANEL FRONT		EA 1
7	2	XDHZZ	5340-00-168-6985	80063	SM-B-694283	BRACKET, ANGLE		EA 4
7	3	XDHZZ		80063	SM-C-617837-15	WASHER		EA 4
7	4	PAHZZ	5935-00-685-9396	96906	MS16108-1A	JACK, TIP		EA 15
7	5	PAHZZ	5975-00-727-5153	96906	MS3367-4-9	STRAP, TIEDOWN, ELECT		EA 33
7	6	PAHZZ	5935-00-577-2336	96906	MS16108-3A	JACK, TIP		EA 15
7	7	XDHZZ		80063	SM-A-625452-1	POST, BINDING		EA 2
7	8	XDHZZ		80063	SM-B-694309-1	LINK		EA 1
7	9	XDHZZ	5935-00-681-5690	96906	MS16108-7A	JACK, TIP		EA 15
7	10	PAHZZ	5935-00-702-4199	81349	M39024/10-02	JACK, TIP		EA 15
7	11	XDHZZ	5935-00-577-2337	96906	MS-16108-5A	JACK, TIP		EA 15
7	12	XDHZZ		80063	SM-B-694302-3	NUT		EA 4
7	13	XDHZZ	5320-00-081-7418	96906	MS16535-12	RIVET, TUBULAR		EA 8
7	14	XDHZZ		80063	SM-B-625834-1	CASE		EA 1
7	15	PAHZZ	5310-00-595-6211	96906	MS15795-803	WASHER, FLAT		EA 13
7	16	PAHZZ	5305-00-054-5649	96906	MS51957-15	SCREW, MACHINE		EA 25
7	17	PAHZZ	5935-00-988-4277	96906	MS3122E14-19S	CONNECTOR, RECEPTACL		EA 1
7	18	PAHZZ	5935-00-990-1481	96906	MS3122E14-19P	CONNECTOR, RECEPTACL		EA 1
7	19	XDHZZ		80063	SM-B-597522	POST		EA 4
7	20	XDHZZ		80063	SM-B-694273	PLATE		EA 1
7	21	XDHZZ		80063	SM-B-595945-2	NUT, SELF-LOCK CLINCH		EA 21
7	22	PAHZZ	5935-01-012-7933	80063	SM-A-625484-15	CONNECTOR		EA 2
7	23	PAHZZ	5935-00-811-7385	80063	SM-A-625484-015	CONNECTOR, RECEPTACL		EA 1
7	24	XDHZZ		80063	SM-B-59720	RETAINER		EA 1
7	25	PAHZZ	5935-00-925-3718	96906	MS3122E18-32SX	CONNECTOR, RECEPTACL		EA 1
7	26	XDHZZ		80063	SM-B-625834	CASE ASSY		EA 1
7	27	XDHZZ		80063	SM-B-694273	PLATE CONN MTG ASSY		EA 1

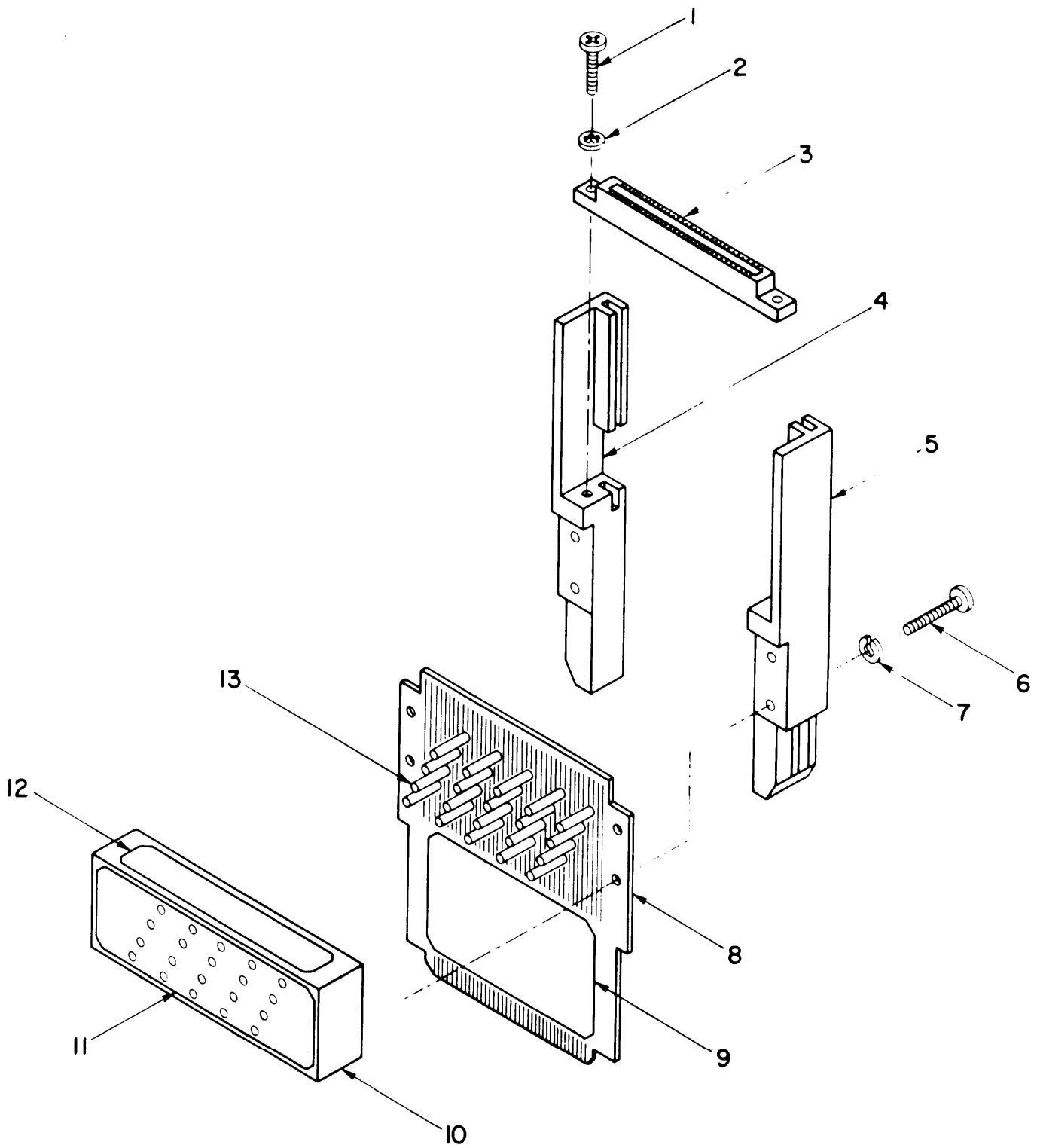


EL7AT012

Figure 8. Adapter, Test MX-8503/AR



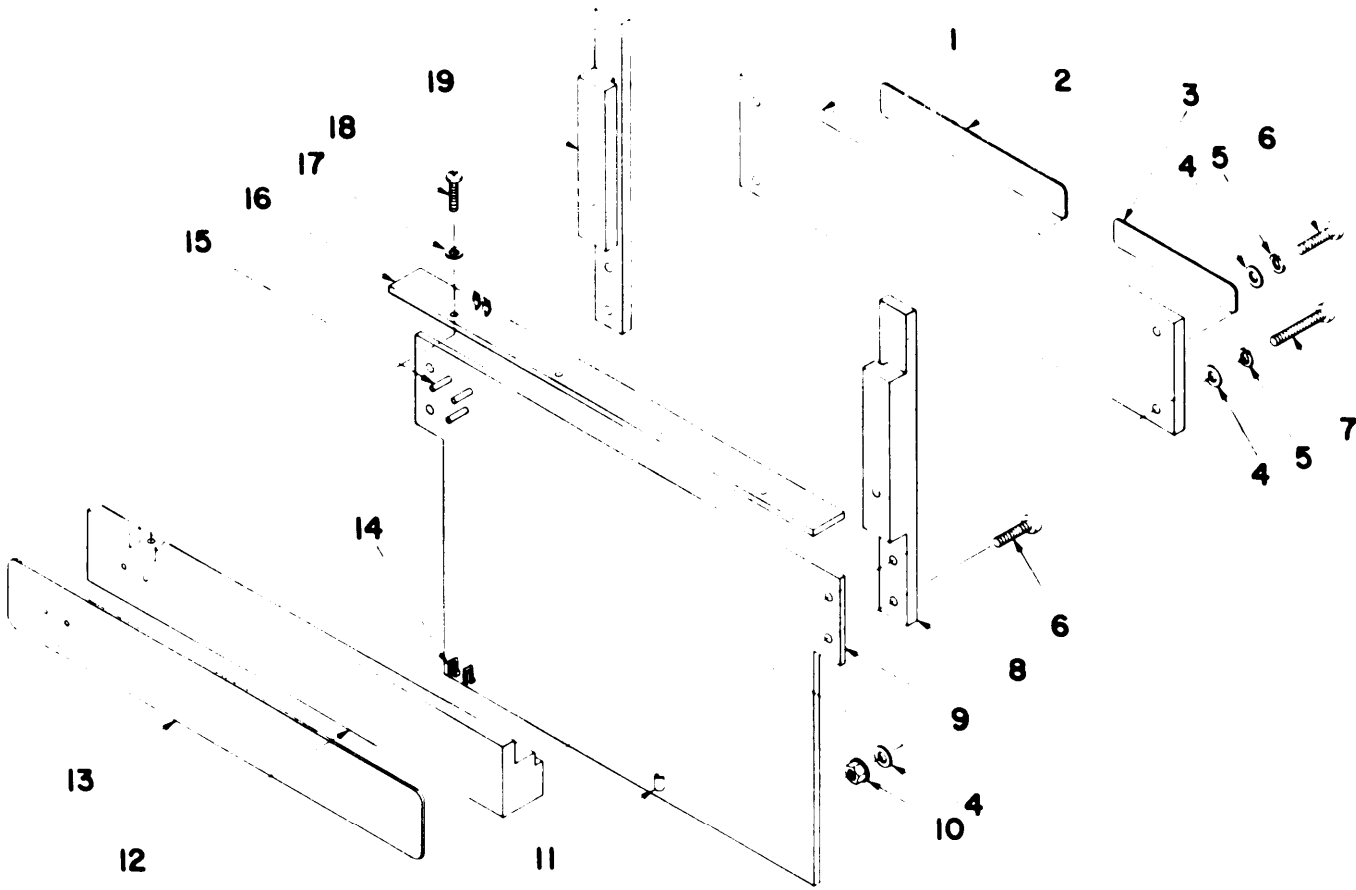
(1) ILLUSTRATION (A) FIG NO	(2) (B) ITEM NO	(3) SMR CODE	(4) NATIONAL STOCK NUMBER	(5) FSCM	(6) PART NUMBER	(7) DESCRIPTION	(8) USABLE ON CODE	(9) QTY INC IN UNIT
MISCELLANEOUS MODULE EXTENDERS								
8	1	XAHZZ		96906	MS51957-3	SCREW, MACHINE	EA	6
8	2	XAHZZ		80063	SM-C-617837-7	WASHER, FLAT	EA	6
8	3	XAHZZ		80063	SM-A-595807-1	CONN, RECEPT, ELECT	EA	3
8	4	XAHZZ		80063	SM-C-625843-1	GUIDE, CARD	EA	3
8	5	XAHZZ		80063	SM-C-625843-2	GUIDE, CARD	EA	3
8	6	PAHZZ	5305-00-054-5650	96906	MS51957-16	SCREW, MACHINE	EA	12
8	7	PAHZZ	5310-00-933-8118	96906	MS35338-135	WASHER, LOCK	EA	12
8	8	XAHZZ		80063	SM-O-694376	PRINT WIRING BOARD	EA	3
8	9	XDHZZ		80063	SM-A-694448	PLATE, IDENT	EA	6
8	10	XAHZZ		80063	SM-C-625844	SUPPORT, TEST POINT	EA	3
8	11	XDHZZ		80063	SM-A-694343-1	PLATE, IDENTIFIC	EA	1
8	12	XDHZZ		80063	SM-A-694346-1	PLATE, IDENT	EA	3
8	13	XAHZZ		80063	SM-C-625840	CONTACT ASSEMBLY, EL	E	13/



EL7AT013

Figure 9. Adapter, Test MX-8527/AR

(1) ILLUSTRATION		(2)	(3)	(4)	(5)	(6) DESCRIPTION	(7)	(8) QTY INC IN UNIT
(A) FIG NO	(B) ITEM NO	SMR CODE	NATIONAL STOCK NUMBER	FSCM	PART NUMBER		USABLE ON CODE	U/M
9	1	XAHZZ		96906	MS51957-3	SCREW, MACHINE		EA 1
9	2	XAHZZ		80063	SM-C-617837-7	WASHER, FLAT		EA 6
9	3	XAHZZ		80063	SM-A-595807-1	CONN, RECEPT, ELECT		EA 3
9	4	XAHZZ		80063	SM-D-694375-1	GUIDE, CARD		EA 3
9	5	XAHZZ		80063	SM-D-694375-2	GUIDE, CARD		EA 3
9	6	XAHZZ		96906	MS51957-16	SCREW, MACHINE		EA 12
9	7	XAHZZ		96906	MS35338-135	WASHER, LOCK		EA 12
9	8	XAHZZ		80063	SM-D-694378	PRINT WIRING BOARD		EA 1
9	9	XDHZZ		80063	SM-A-694448	PLATE, IDENT		EA 3
9	10	XAHZZ		80063	SM-C-625844	SUPPORT, TEST POINT		EA 3
9	11	XDHZZ		80063	SM-A-694343-10	PLATE, IDENT		EA 1
9	12	XDHZZ		80063	SM-A-694346-2	PLATE, IDENT		EA 1
9	13	XAHZZ		80063	SM-C-625840	CONTACT ASSEMBLY, EL		EA 60



EL7AT014

Figure 10. Adapter, Test MX-8504/AR, MX-8505/AR, MX-8507/AR, MX-8508/AR and MX-8511/AR

(1) ILLUSTRATION (A) FIG NO	(2) (B) ITEM NO	(3) SMR CODE	(4) NATIONAL STOCK NUMBER	(5) FSCM PART NUMBER	(6) DESCRIPTION	(7) USABLE ON CODE	(8) QTY INC IN UNIT
10	1	XAHZZ	80063	SM-C-625845-2	PLATE, PROTECTION	EA	1
10	2	XAHZZ	80063	SM-C-694344-1	PLATE	EA	1
10	3	XAHZZ	80063	SM-C-694344-2	PLATE	EA	1
10	4	XAHZZ	96906	MS15795-803	WASHER, FLAT	EA	50
10	5	XAHZZ	96906	MS35338-135	WASHER, LOCK	EA	50
10	6	XAHZZ	96906	MS51957-16	SCREW, MACHINE	EA	5
10	7	XAHZZ	96906	MS51957-18	SCREW, MACHINE	EA	20
10	8	XAHZZ	80063	SM-C-625845-2	GUIDE	EA	1
10	9	XAHZZ	80063	SM-D-694366	PRINT WIRING BOARD USED ON MX-8504	EA	1
10	9	XAHZZ	80063	SM-D-694360	PRINT WIRING BOARD USED ON MX-8505	EA	1
10	9	XAHZZ	80063	SM-D-694362	PRINT WIRING BOARD USED ON MX-8507	EA	1
10	9	XAHZZ	80063	SM-D-694368	PRINT WIRING BOARD USED ON MX-8508	EA	1
10	9	XAHZZ	80063	SM-D-694368	PRINT WIRING BOARD USED ON MX-8511	EA	1
10	10	XAHZZ	96906	MS21042L04	NUT, SELF-LOCKING, EX	EA	5
10	11	XAHZZ	80063	SM-A-617912-2	GUIDE, CONNECTOR	EA	30
10	12	XAHZZ	80063	SM-D-694372	SUPP, CONTACT ASBLY	EA	5
10	13	XAHZZ	80063	SM-A-694452-1	PLATE	EA	1
10	14	XAHZZ	80063	SM-A-617911-4	CONTACT, ELECTRICAL	EA	50
10	14	XAHZZ	80063	SM-A-617911-6	CONTACT, ELECTRICAL	EA	50
10	14	XAHZZ	80063	SM-A-617911-9	CONTACT, ELECTRICAL	EA	50
10	14	XAHZZ	80063	SM-A-617911-8	CONTACT, ELECTRICAL	EA	50
10	14	XAHZZ	80063	SM-A-617911-8	CONTACT, ELECTRICAL	EA	1
10	15	XAHZZ	80063	SM-C-625840	CONTACT ASSEMBLY, EL	EA	60
10	16	XAHZZ	80063	SM-B-694348	CONTACT ASSEMBLY, EL USED ON MX-8508	EA	1
10	16	XAHZZ	80063	SM-B-625846	CONTACT ASSEMBLY, EL USED ON MX-8505	EA	1
10	16	XAHZZ	80063	SM-B-694338	CONTACT ASSEMBLY, EL USED ON MX-8507	EA	2
10	16	XAHZZ	80063	SM-B-694334	CONTACT ASSEMBLY, EL	EA	3
10	16	XAHZZ	80063	SM-B-694356	CONTACT ASSEMBLY, EL	EA	1
10	17	XAHZZ	96906	MS35338-134	WASHER, LOCK	EA	20
10	18	XAHZZ	96906	MS51957-3	SCREW, MACHINE	EA	20
10	19	XAHZZ	80063	SM-C-625845-1	GUIDE, TEST ADAPTER	EA	2

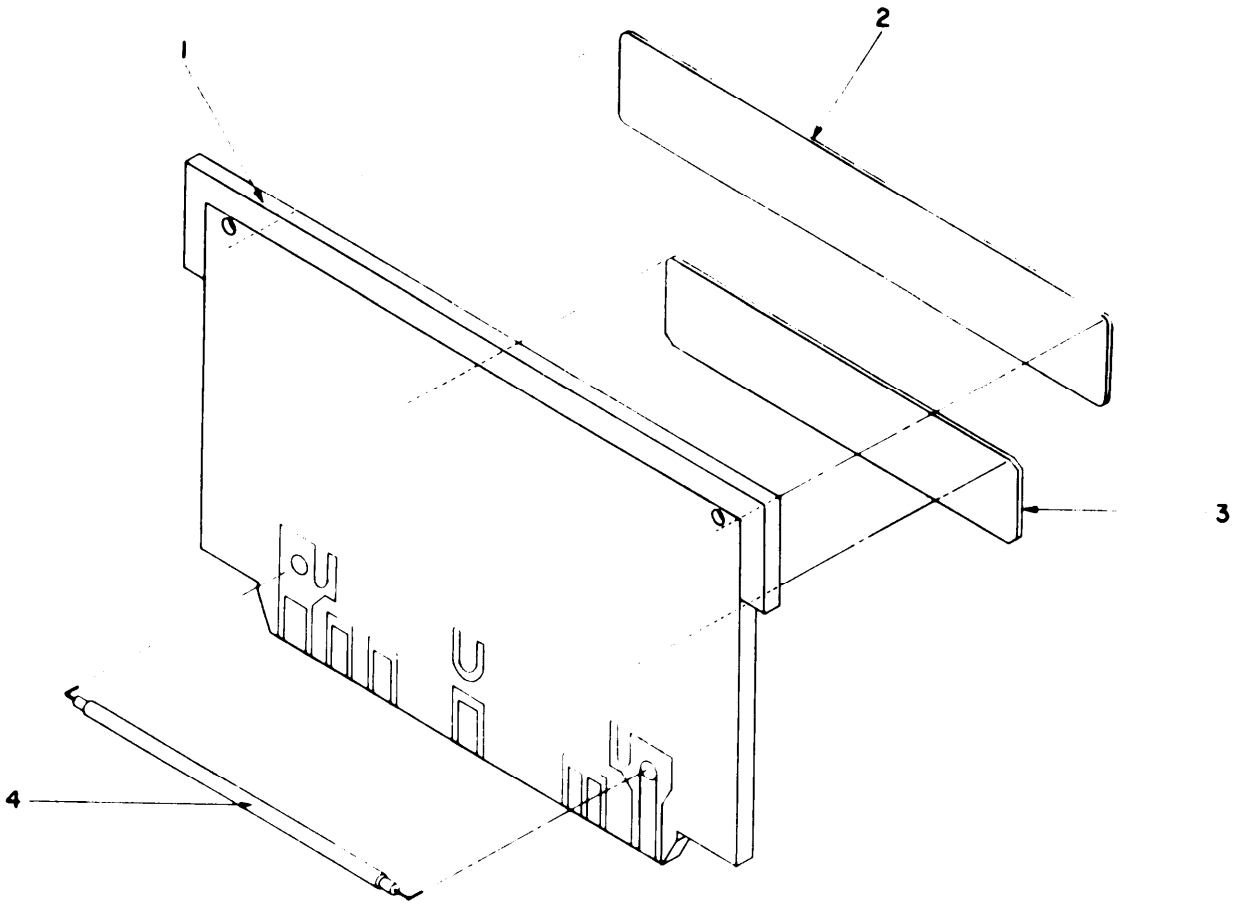


Figure 11. Adapter, Test MX-8510/AR

SECTION II

(1) ILLUSTRATION		(2)	(3)	(4)	(5)	(6) DESCRIPTION	(7)	(8) QTY INC IN UNIT
(A) FIG NO	(B) ITEM NO	SMR CODE	NATIONAL STOCK NUMBER	FSCM	PART NUMBER		USABLE ON CODE	U/M
11	1	XAHZZ		80063	SM-D-694380	WIRE BOARD		EA 1
11	2	XAHZZ		80063	SM-A-694343-8	PLATE		EA 1
11	3	XAHZZ		80063	SM-A-694450	PLATE		EA 1
11	4	XAHZZ		80063	SM-A-597811-4	CABLE,RADIO FREQUEN		EA 1

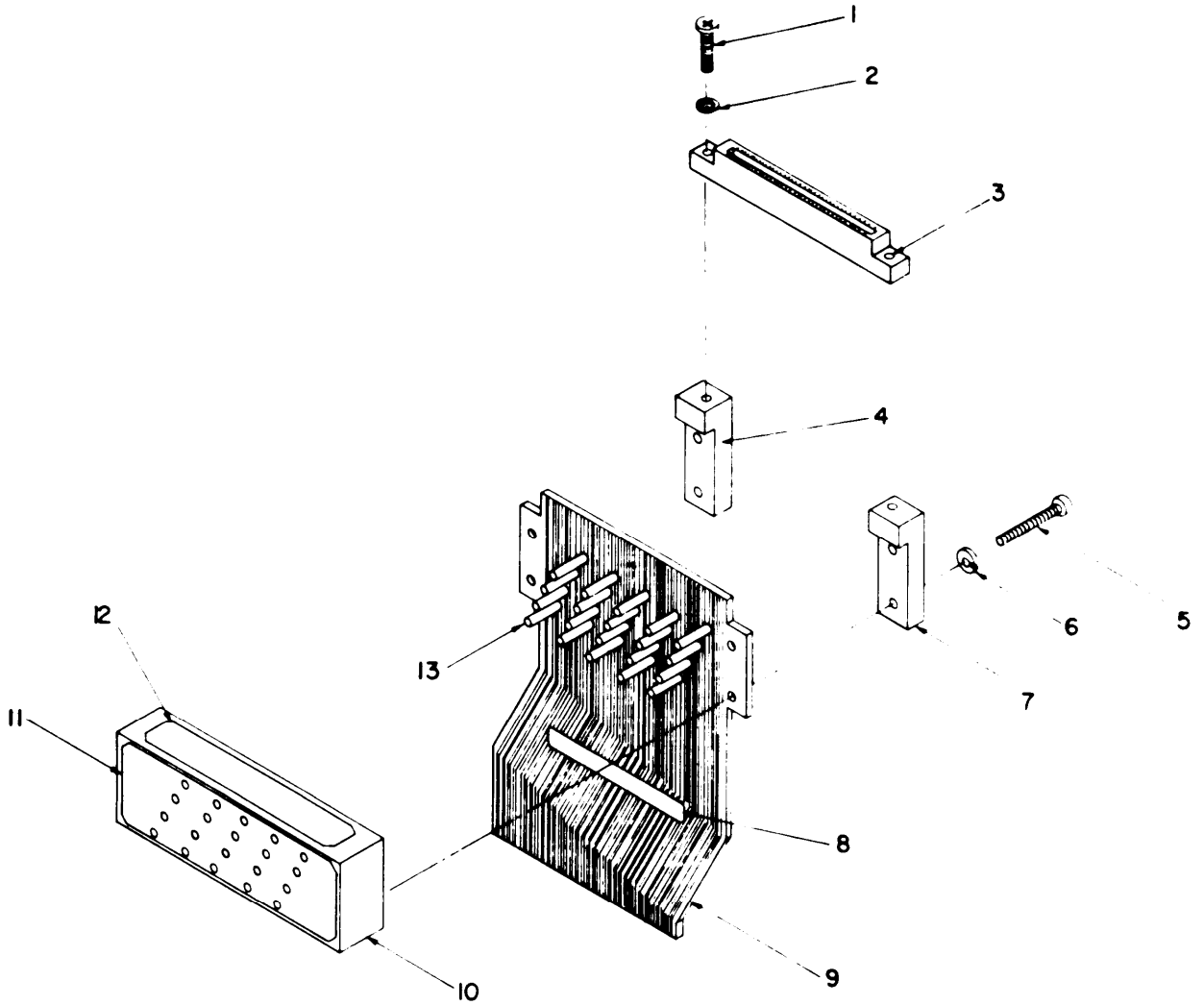


Figure 12. Adapter, Test MX-8509/AR

EL7AT016



SECTION II

(1) ILLUSTRATION (A) FIG NO	(2) (B) ITEM NO	(3) SMR CODE	(4) NATIONAL STOCK NUMBER	(5) FSCM PART NUMBER	(6) DESCRIPTION	(7) USABLE ON CODE	(8) QTY INC IN UNIT
12	1	XAHZZ		96906 MS51957-3	SCREW, MACHINE	EA	2
12	2	XAHZZ		80063 SM-C-617837-7	WASHER, FLAT	EA	2
12	3	XAHZZ		80063 SM-A-595807-1	CONN, RECEPT, ELECT	EA	1
12	4	XAHZZ		80063 SM-C-694384-1	GUIDE, CARD	EA	1
12	5	XAHZZ		96906 MS51957-16	SCREW, MACHINE	EA	4
12	6	XAHZZ		96906 MS35338-135	WASHER, LOCK	EA	4
12	7	XAHZZ		80063 SM-C-694384-2	GUIDE, CARD	EA	1
12	8	XAHZZ		80063 SM-D-694382	PRINT WIRING BOARD	EA	1
12	9	XAHZZ		80063 SM-A-694452-4	PLATE, IDENT	EA	1
12	10	XAHZZ		80063 SM-C-625844	SUPPORT, TEST POINT	EA	1
12	11	XAHZZ		80063 SM-A-694346-2	PLATE, IDENT	EA	1
12	12	XAHZZ		80063 SM-A-694343-7	PLATE, IDENT	EA	1
12	13	XAHZZ		80063 SM-C-625840	CONTACT ASSEMBLY, EL	E	20

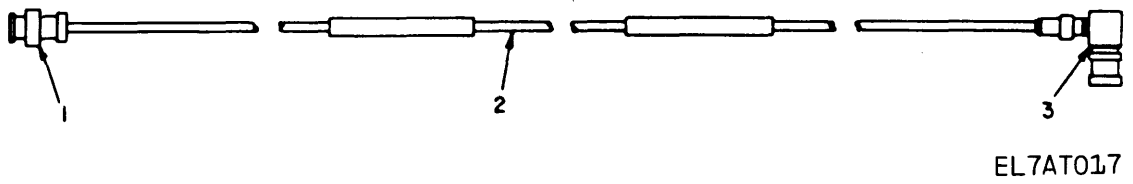


Figure 13. Cable Assembly, Radio Frequency  
CG-3475/U (6 Ft.)

SECTION II

(1)	(2)	(3)	(4)	(5)	(6)	(7)	(8)	
ILLUSTRATION					DESCRIPTION		QTY	
(A)	(B)		NATIONAL	PART			INC	
FIG	ITEM	SMR	STOCK	NUMBER			IN	
NO	NO	CODE	NUMBER	FSCM	NUMBER	USABLE ON CODE	U/M	UNIT
					GROUP 05 CABLE ASSY, RADIO FREQ			
					CG-3475/U			
13	1	PAHZZ		80063	SM-A-625471-3		EA 1	
13	2	PAHZZ		81349	RG18 A/U		EA 6	
13	3	PAHZZ		80063	SM-A-595802-2		EA 1	

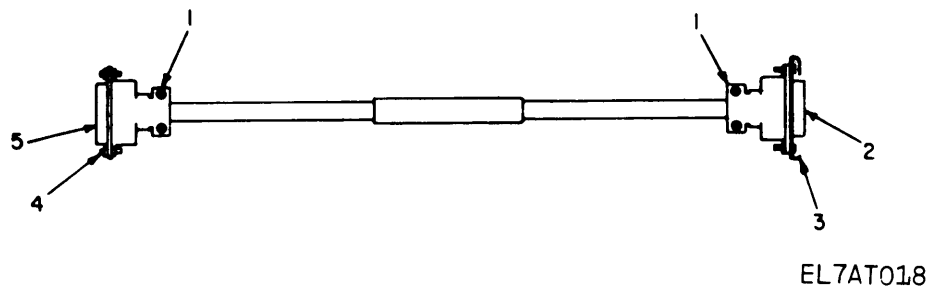


Figure 14. Cable Assembly, Special Purpose CX-10894/AR

SECTION II

(1) ILLUSTRATION (A) FIG NO	(2) ITEM NO	(3) SMR CODE	(4) NATIONAL STOCK NUMBER	(5) FSCM	(6) PART NUMBER	(7) DESCRIPTION  USABLE ON CODE	(8) QTY INC IN UNIT
GROUP 06 CABLE ASSY, SPECIAL PURPOSE							
CX-10894/AR							
14	1	PAHZZ	5935-00-789-6204	80063	SMA625485-1	CLAMP,CABLE,ELECTRI	EA 2
14	2	PAHZZ	5935-00-811-7385	80063	SM-A-625484-015	CONNECTOR	EA 1
14	3	XDHZZ		80063	SM-B-597520	RETAINER,ELEC CONN	EA 1
14	4	XDHZZ		80063	SM-B-597522	POST,RETAINER LOCK	EA 2
14	5	PAHZZ	5935-01-012-7933	80063	SM-A-625484-15	80063	EA 1

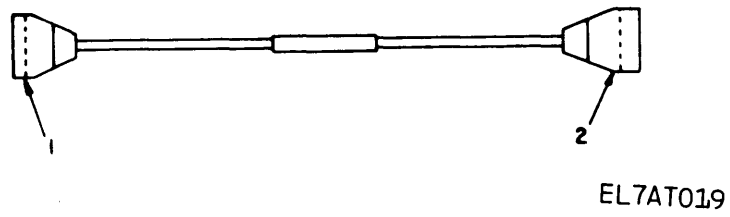


Figure 15. Cable Assembly Special Purpose CX-12182/U  
CX-12183/U, CX-12185/U, CX-12187/U

SECTION II

(1) ILLUSTRATION (A) FIG NO	(2) (B) ITEM NO	(3) SMR CODE	(4) NATIONAL STOCK NUMBER	(5) FSCM PART NUMBER	(6) DESCRIPTION	(7) USABLE ON CODE	(8) QTY INC IN U/M UNIT
GROUP 07 THROUGH 10 CABLE ASSEMBLY, SPECIAL PURPOSE							
CX-12182/U, CX-12183/U, CX-12185/U, AND							
CX-12187/U							
15	1	PAHZZ	80063	SM-A-617906-18	CONN, PLUG, ELECT	EA	1
15	1	PAHZZ	80063	SM-A-617906-20	CONN, PLUG, ELECT	EA	1
15	1	PAHZZ	80063	SM-A-617906-24	CONN, PLUG, ELECT	EA	1
15	2	PAHZZ	80063	SM-A-617906-19	CONN. PLUG ELECT	EA	1
15	2	PAHZZ	80063	SM-A-617906-21	CONN, PLUG ELECT	EA	1
15	2	PAHZZ	80063	SM-A-617906-25	CONN, PLUG, ELECT	EA	1
15	2	PAHZZ	80063	SM-A-617902-9	CONN PLUG ELECT	EA	1

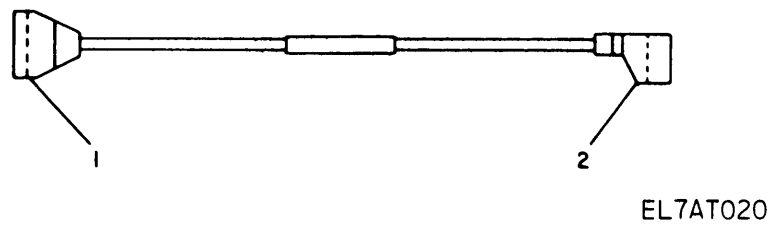


Figure 16. Cable Assembly, Special Purpose CX-12184/U (1 Ft)



SECTION II

(1) ILLUSTRATION (A) FIG NO	(2) (B) ITEM NO	(3) SMR CODE	(3) NATIONAL STOCK NUMBER	(4) FSCM	(5) PART NUMBER	(6) DESCRIPTION	USABLE ON CODE	(7) U/M	(8) QTY INC IN UNIT
GROUP 11 CABLE ASSY SPECIAL PURPOSE CX-12184/U									
16	1	PAHZZ		80063	SM-A-617906-23	CONN, PLUG, ELECT		EA	1
16	2	PAHZZ	5935-00-134-5612	80063	SM-A-617906-7	CONNECTOR, RECEPTACL		EA	1

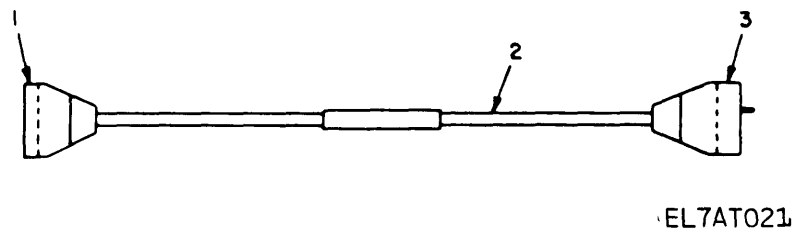


Figure 17. Cable Assembly, Special Purpose CX-12191/U (1 Ft)

SECTION II

(1) ILLUSTRATION (A) FIG NO	(2) ITEM NO	(3) SMR CODE	(3) NATIONAL STOCK NUMBER	(4) FSCM	(5) PART NUMBER	(6) DESCRIPTION	(7) USABLE ON CODE	(8) QTY INC IN UNIT
						GROUP 12 CABLE ASSY, SPECIAL PURPOSE		
						CX-12191/U		
17	1	PAHZZ		80063	SM-A-617906-35	CONN, PLUG, ELECT		EA 1
17	2	PAHZZ	6145-00-762-4845	80063	SM-A-618655-1	CABLE, SPECIAL PURPO		EA 1
17	3	XDHZZ	5935-00-168-8007	80063	SM-A-617906-26	CONNECTOR BODY, PLUG		EA 1

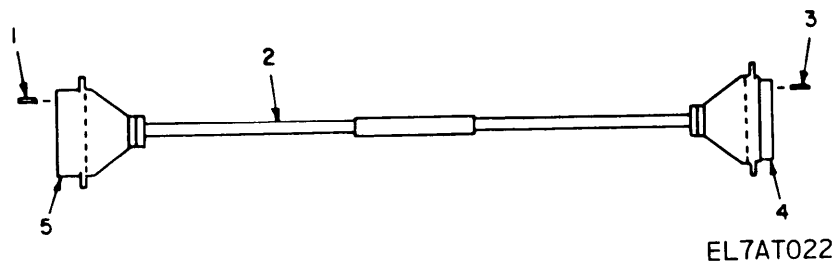


Figure 18. Cable Assembly, Special Purpose CX-12188/U, CX-12189/U, CX-12190/U, CX-12192/U

SECTION II

(1) ILLUSTRATION (A) FIG NO	(2) (B) ITEM NO	(3) SMR CODE	(3) NATIONAL STOCK NUMBER	(4) FSCM	(5) PART NUMBER	(6) DESCRIPTION	(7) USABLE ON CODE	(8) QTY INC IN UNIT
						GROUP 13THROUGH 16 CABLE ASSY, SPECIAL PURPOSE		
						CX-12188/U, CX-12189/U, CX-12190/U, AND CX-12192/U		
18	1	PAHZZ	5999-00-497-9274	80063	SM-A-617935-2	CONTACT,ELECTRICAL	EA	33
18	1	PAHZZ	5999-00-497-9274	80063	SM-A-617935-2	CONTACT,ELECTRICAL	EA	33
18	1	PAHZZ	5999-00-497-9274	80063	SM-A-617935-2	CONTACT,ELECTRICAL	EA	33
18	1	PAHZZ	5999-00-497-9274	80063	SM-A-617935-2	CONTACT,ELECTRICAL	EA	33
18	2	PAHZZ		81349	RG-178B/U	CABLE,RF	EA	1
18	2	PAHZZ		81349	RG-178B/U	CABLE,RF	EA	1
18	2	PAHZZ	6145-00-812-5034	81349	M17/93-RG178	CABLE,RADIO FREQUEN	EA	1
18	2	PAHZZ	6145-00-812-5034	81349	RG178B/U	CABLE,RADIO FREQUEN	EA	1
18	3	PAHZZ	5999-00-463-3168	80063	SM-A-617935-1	CONTACT,ELECTRICAL	EA	33
18	3	PAHZZ	5999-00-463-3168	80063	SM-A-617935-1	CONTACT,ELECTRICAL	EA	33
18	3	PAHZZ	5999-00-463-3168	80063	SM-A-617935-1	CONTACT,ELECTRICAL	EA	33
18	3	PAHZZ	5999-00-463-3168	80063	SM-A-617935-1	CONTACT,ELECTRICAL	EA	33
18	4	PAHZZ	5935-00-115-8514	80063	SM-A-617920-9	CONNECTOR BODY,RECE	EA	1
18	4	PAHZZ	5935-00-763-0858	80063	SM-A-617920-3	CONNECTOR BODY,RECE	EA	1
18	4	PAHZZ	5935-00-134-5297	80063	SM-A-617934-1	CONNECTOR ELE	EA	1
18	4	PAHZZ	5935-00-247-8405	80063	SM-A-617920-5	CONNECTOR BODY,RECE	EA	1
18	5	PAHZZ		80063	SM-A-617920-10	CONN,RECEPT ELECT	EA	1
18	5	PAHZZ	5935-00-114-8767	80063	SM-A-617920-4	INSERT,ELECTRICAL C	EA	1
18	5	PAHZZ	5935-00-419-5417	80063	SM-A-617934-2	CONNECTOR BODY,RECE	EA	1
18	5	PAHZZ	5935-00-247-8406	80063	SM-A-617920-6	CONNECTOR BODY,RECE	EA	1

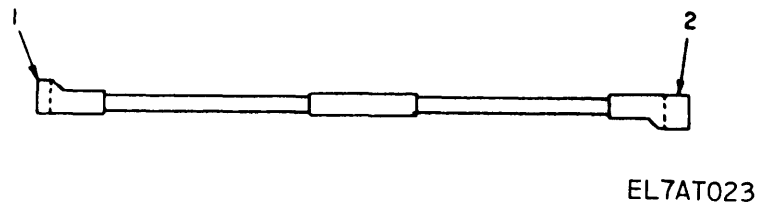


Figure 19. Cable Assembly, Special Purpose CX-12186/U (1 Ft)

SECTION II

(1) ILLUSTRATION (A) FIG NO	(2) (B) ITEM NO	(3) SMR CODE	(3) NATIONAL STOCK NUMBER	(4) FSCM	(5) PART NUMBER	(6) DESCRIPTION	(7) USABLE ON CODE	(8) QTY INC IN UNIT
GROUP 17 CABLE ASSY, SPECIAL PURPOSE CX-12106/U								
19	1	PAHZZ		80063	SM-A-617902-7	CONNECTOR, PLUG, ELEC		EA 1
19	2	PAHZZ	5935-01-104-5326	80063	SM-A-617902-6	CONNECTOR BODY, PLUG		EA 1

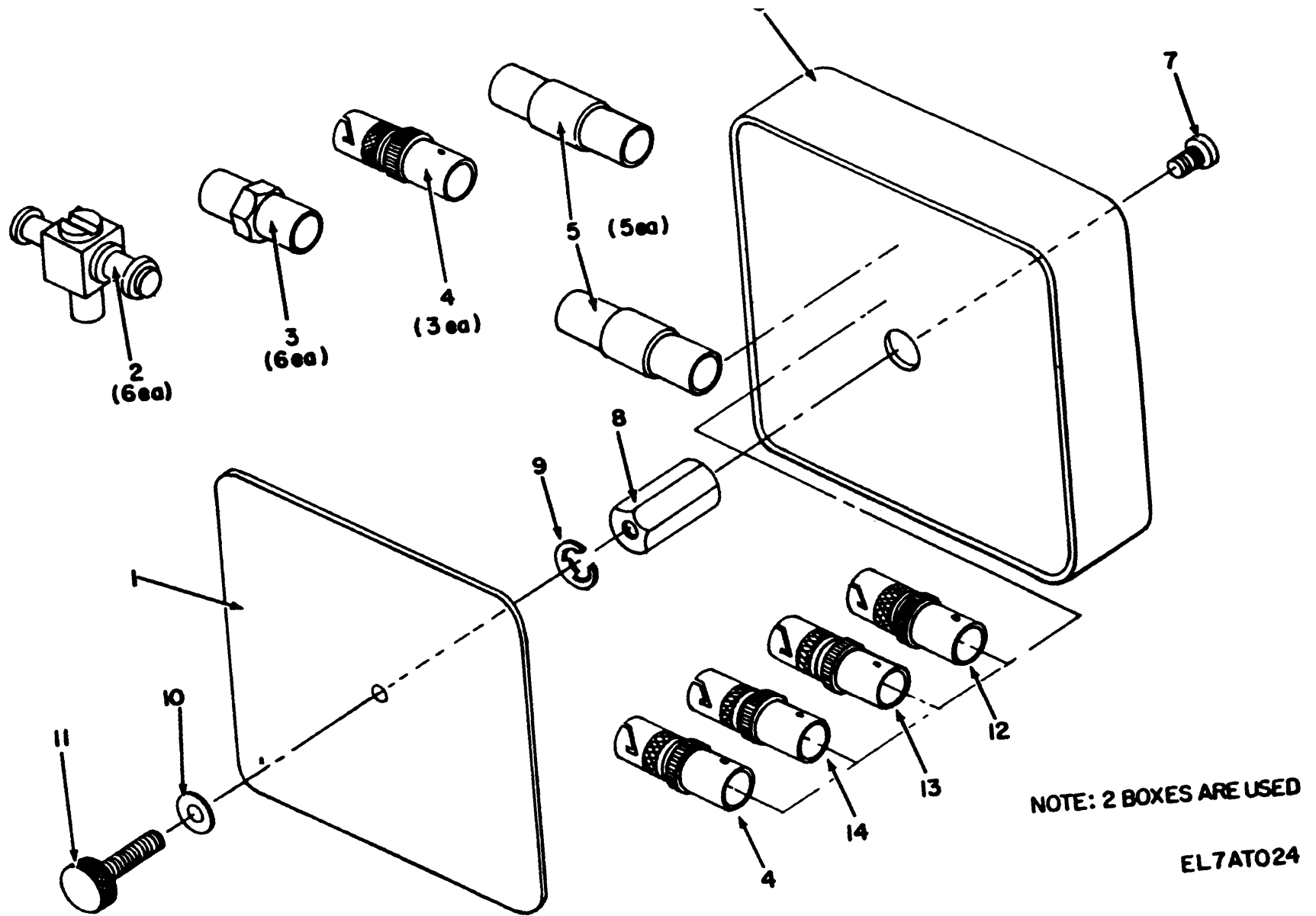
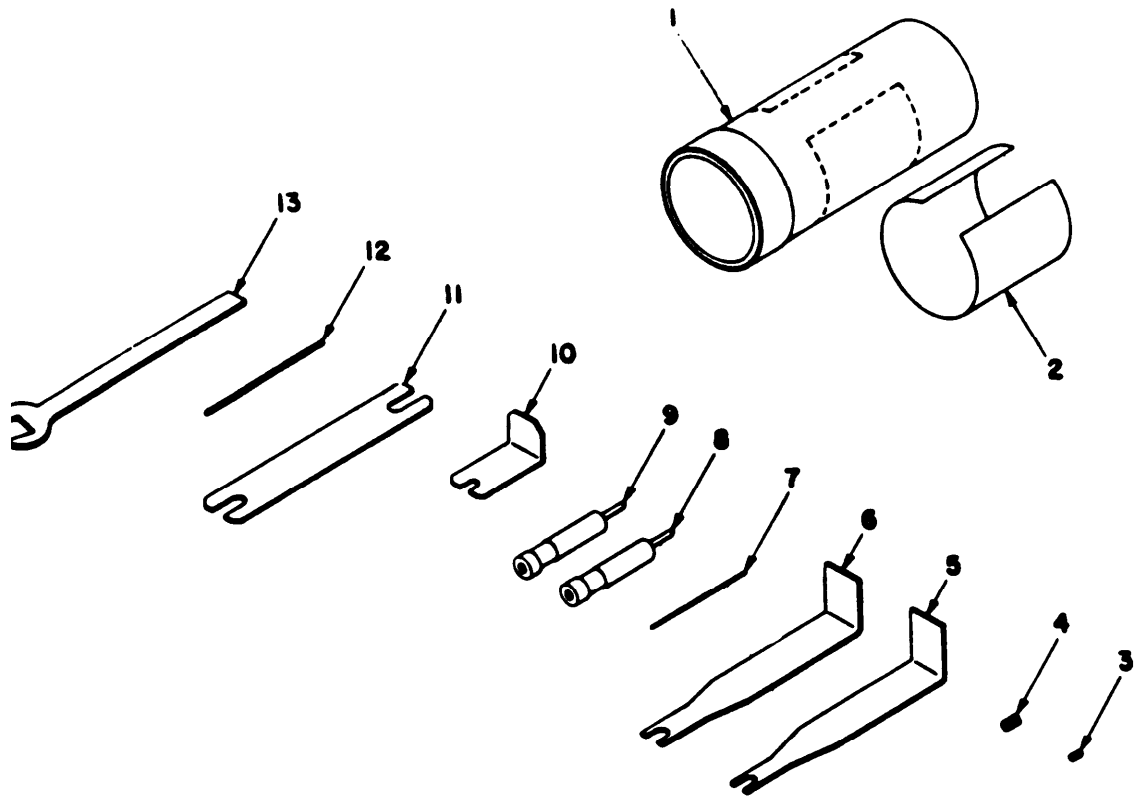


Figure 20. RFI Connectors



(1) ILLUSTRATION (A) FIG NO	(2) (B) ITEM NO	(3) SMR CODE	(4) NATIONAL STOCK NUMBER	(5) FSCM	(6) PART NUMBER	(7) DESCRIPTION  USABLE ON CODE	(8) QTY INC IN UNIT
GROUP 18 RFI CONNECTOR ASSEMBLY							
20	1	XDHZZ		80063	SM-B-694436	COVER,ACCSY CASE	EA 2
20	2	PAHZZ		80063	SM-A-595804-7	ADAPTER,CONNECTOR	EA 6
20	3	PAHZZ		80063	SM-A-595804-8	ADAPTER,CONNECTOR	EA 6
20	4	PAHZZ	5935-00-491-6302	80063	SM-A-595805-3	ADAPTER,CONNECTOR	EA 3
20	5	PAHZZ		96906	UG914/U	ADAPTER,CONNECTOR	EA 5
20	6	XDHZZ		80063	SM-B-694433	CASEASSEMBLY	EA 2
20	7	PAHZZ		96906	MS51958-58	SCREW,MACHINE	EA 2
20	8	XDHZZ		80063	SM-B-694437	SPACER,HEXAGON	EA 2
20	9	PAHZZ	5365-00-598-1138	96906	MS16633-4012	RING,RETAINING	EA 2
20	10	PAHZZ	5310-00-619-1148	96906	MS15795-808	WASHER,FLAT	EA 2
20	11	XDHZZ		80063	SM-B-494434	THUMBSCREW	EA 2
20	12	PAHZZ	5935-00-811-7501	95712	6388-1	CONNECTOR,PLUG,ELEC	EA 2
20	13	PAHZZ	5935-00-811-7507	95712	6391-1	CONNECTOR,PLUG,ELEC	EA 2
20	14	PAHZZ	5935-00-788-9938	95712	6390-1	CONNECTOR,PLUG,ELEC	EA 2

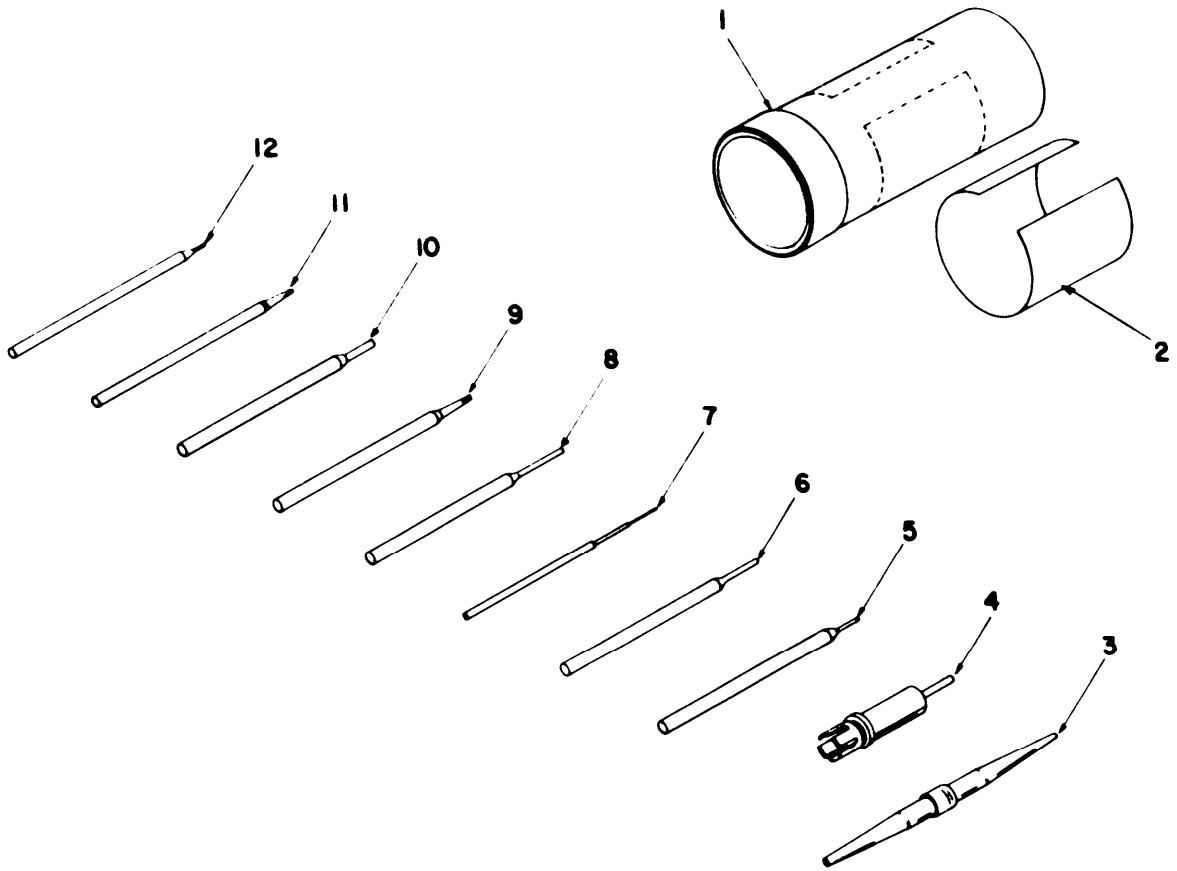


EL7AT025

Figure 21. Miscellaneous - Special Hand Tools

SECTION II

(1) ILLUSTRATION (A) FIG NO	(2) (B) ITEM NO	(3) SMR CODE	(3) NATIONAL STOCK NUMBER	(4) FSCM	(5) PART NUMBER	(6) DESCRIPTION	USABLE ON CODE	(7) U/M	(8) QTY INC IN UNIT
GROUP 19 MISCELLANEOUS SPECIAL HAND TOOLS									
21	1	XAHZZ		80063	SM-B-694308	BOTTLE,SCREW CAP		EA	1
21	2	XDHZZ		80063	SM-A-694347-3	CABEL		EA	1
21	3	PAHZZ	5305-00-717-6950	96906	MS51963-9	SETSCREW		EA	6
21	4	PAHZZ		00011	70A8300293-210	SETSCREW		EA	6
21	5	PAHZZ		80063	SM-D-625870-2	TOOL,RET RING REMDY		EA	1
21	6	PAHZZ		80063	SM-D-625870-1	TOOL,RET RING REMDY		EA	1
21	7	PAHZZ		80063	SM-A-625863	DRILL,TWIST		EA	1
21	8	PAHZZ		80063	SM-B-625813-2	POSITION,CRIMP		EA	1
21	9	PAHZZ		80063	SM-B-625813-1	POSITIONER,CRIMP		EA	1
21	10	PAHZZ		80063	SM-C-625804	BLADE,THICK GAGE		EA	1
21	11	PAHZZ		80063	SM-B-625803	BLADE,THICKNESS GAG		EA	1
21	12	PAHZZ		80063	SM-A-625799	DRILL,TWIST		EA	1
21	13	PAHZZ		80063	SM-C-625796	WRENCH,OPEN END		EA	1



EL7AT026

Figure 22. Service Aids

(1) ILLUSTRATION		(2)	(3)	(4)	(5)	(6) DESCRIPTION	(7)	(8) QTY INC IN UNIT
(A) FIG NO	(B) ITEM NO	SMR CODE	NATIONAL STOCK NUMBER	FSCM	PART NUMBER		USABLE ON CODE	U/M
22	1	XAHZZ		80063	SM-B-694308	BOTTLE, SCREW CAP		EA 1
22	2	XDHZZ		80063	SM-A-694347-2	LABEL		EA 1
22	3	PAHZZ		80063	SM-A-694392	TOOL, ELECT CONTACT		EA 1
22	4	PAHZZ		80063	SM-B-694391	POSITION CRIMP TOOL		EA 1
22	5	PAHZZ		80063	SM-D-625851-1	TOOL, PIN INSERTION		EA 1
22	6	PAHZZ	5120-00-150-5963	80063	SM-D-625851-3	TOOL, PIN, EXTRACTION		EA 1
22	7	PAHZZ	6625-00-179-1890	80063	SM-B-625856	FIXTURE, SET		EA 1
22	8	PAHZZ		80063	SM-D-625869-2	TOOL, PIN EXTRACTION		EA 1
22	9	PAHZZ	5120-00-150-5966	80063	SM-D-625869-3	TOOL, PIN, INSERTION		EA 1
22	10	PAHZZ		80063	SM-D-625869-1	TOOL, PIN INSERTION		EA 1
22	11	PAHZZ	5120-00-150-5965	80063	SM-D-625851-4	TOOL, PIN, INSERTION		EA 1
22	12	PAHZZ	5120-00-150-5964	80063	SM-D-625851-2	TOOL, PIN, INSERTION		EA 1

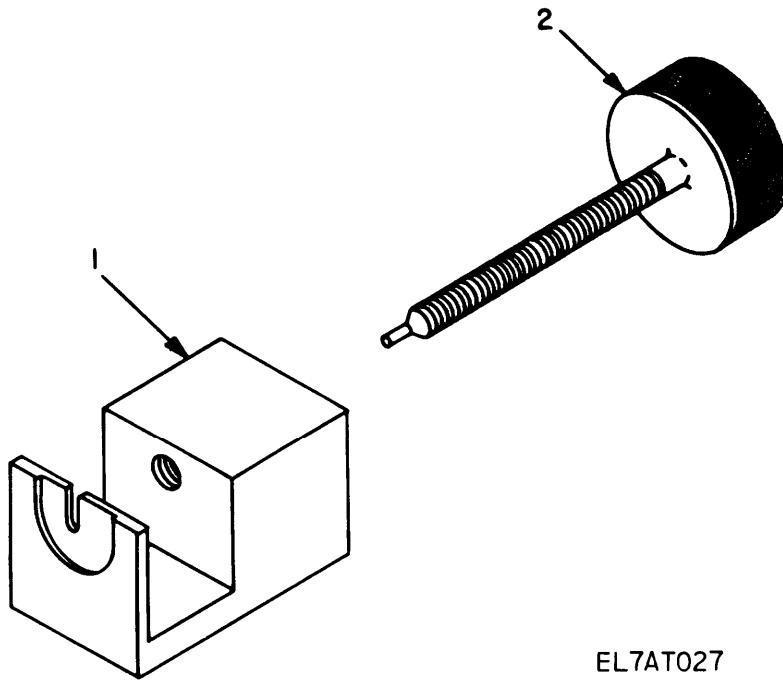
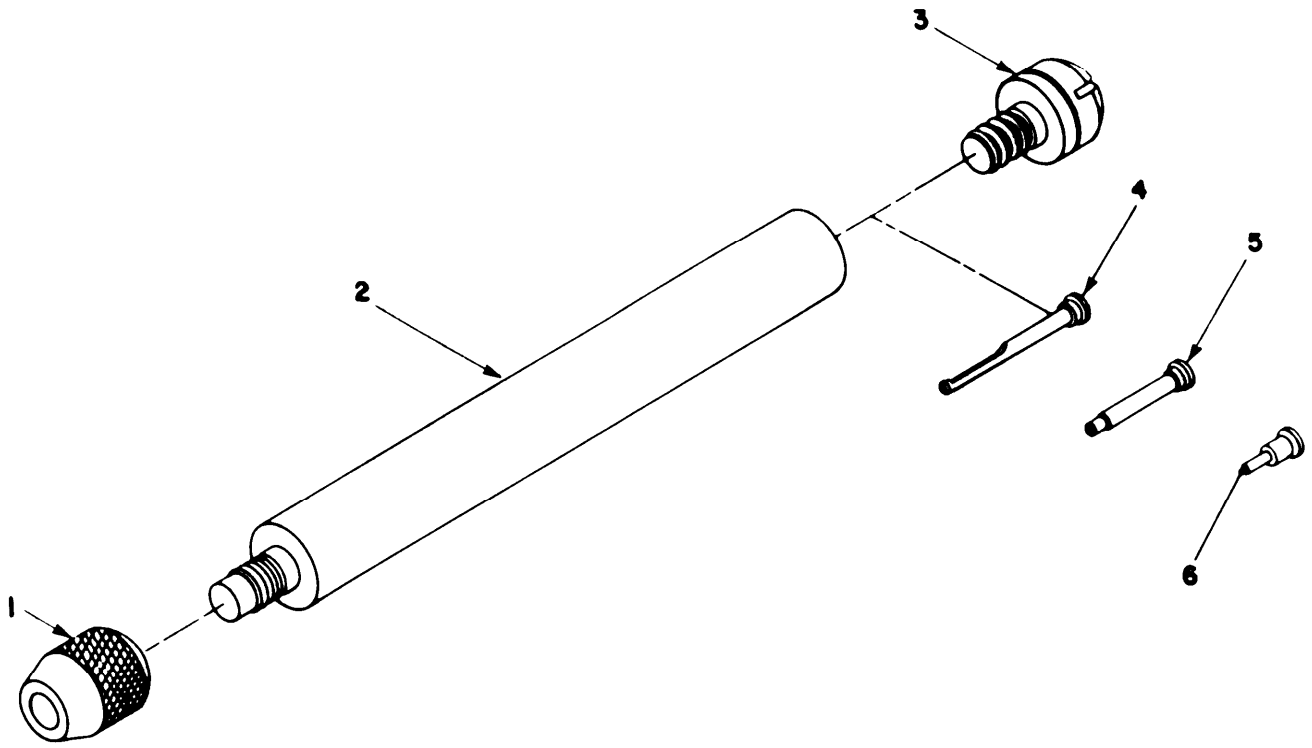


Figure 23. Puller Assembly, Mechanical Gear

SECTION II

(1) ILLUSTRATION		(2)	(3)	(4)	(5)	(6) DESCRIPTION	(7)	(8) QTY INC IN UNIT
(A) FIG NO	(B) ITEM NO	SMR CODE	NATIONAL STOCK NUMBER	FSCM	PART NUMBER		USABLE ON CODE	U/M
23	1	XAHZZ		80063	SM-B-625850-1	BLOCK		EA 1
23	2	XDHZZ		80063	SM-B-694446	THUMBSCREW,PIN ASBY		EA 1



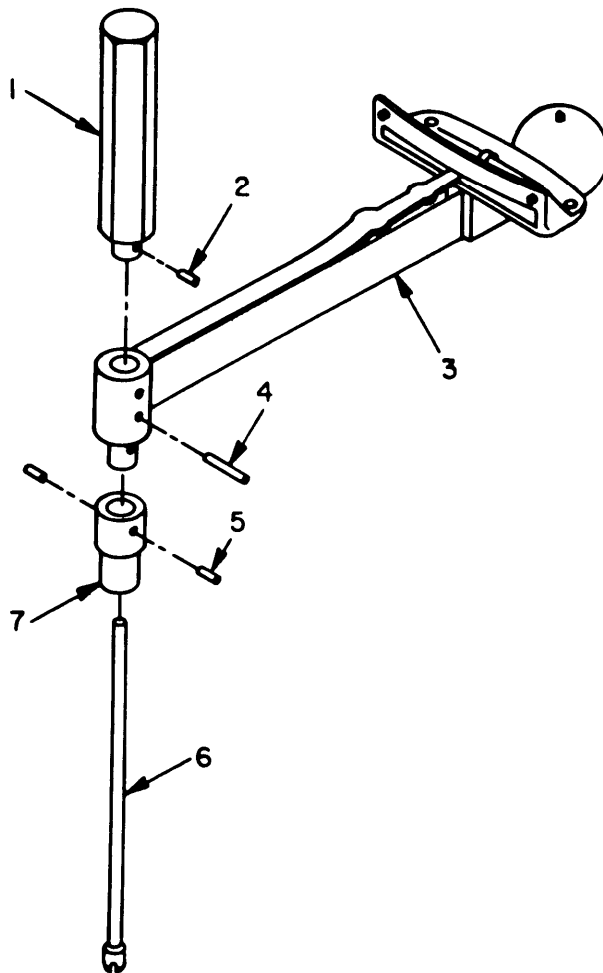
EL7AT028

Figure 24. Tool Assembly, Contact, Extraction/Insertion



SECTION II

(1) ILLUSTRATION (A) FIG NO	(2) ITEM NO	(3) SMR CODE	(3) NATIONAL STOCK NUMBER	(4) FSCM	(5) PART NUMBER	(6) DESCRIPTION	(7) USABLE ON CODE	(8) QTY INC IN U/M UNIT
24	1	XDHZZ		80063	SM-B-625894-1	HOLDER,BIT		EA 1
24	2	PAHZZ	5120-00-169-0135	80063	SM-C-625896	HANDLE,EXTRACTOR BI		EA 1
24	3	XDHZZ		00011	70A3702016-480	SCREW,MACHINE		EA 1
24	4	PAHZZ		80063	SM-A-625815-2	BIT,INSERTION USED ON SERIAL NO 1A THRU 10A		EA 1
24	5	PAHZZ		80063	SM-A-625815-3	BIT,EXTRACT-SOCKET USED ON SERIAL NO 1A THRU 10A		EA 1
24	6	PAHZZ		80063	SM-A-625815-4	BIT,EXTRACTION-PLUG		EA 1

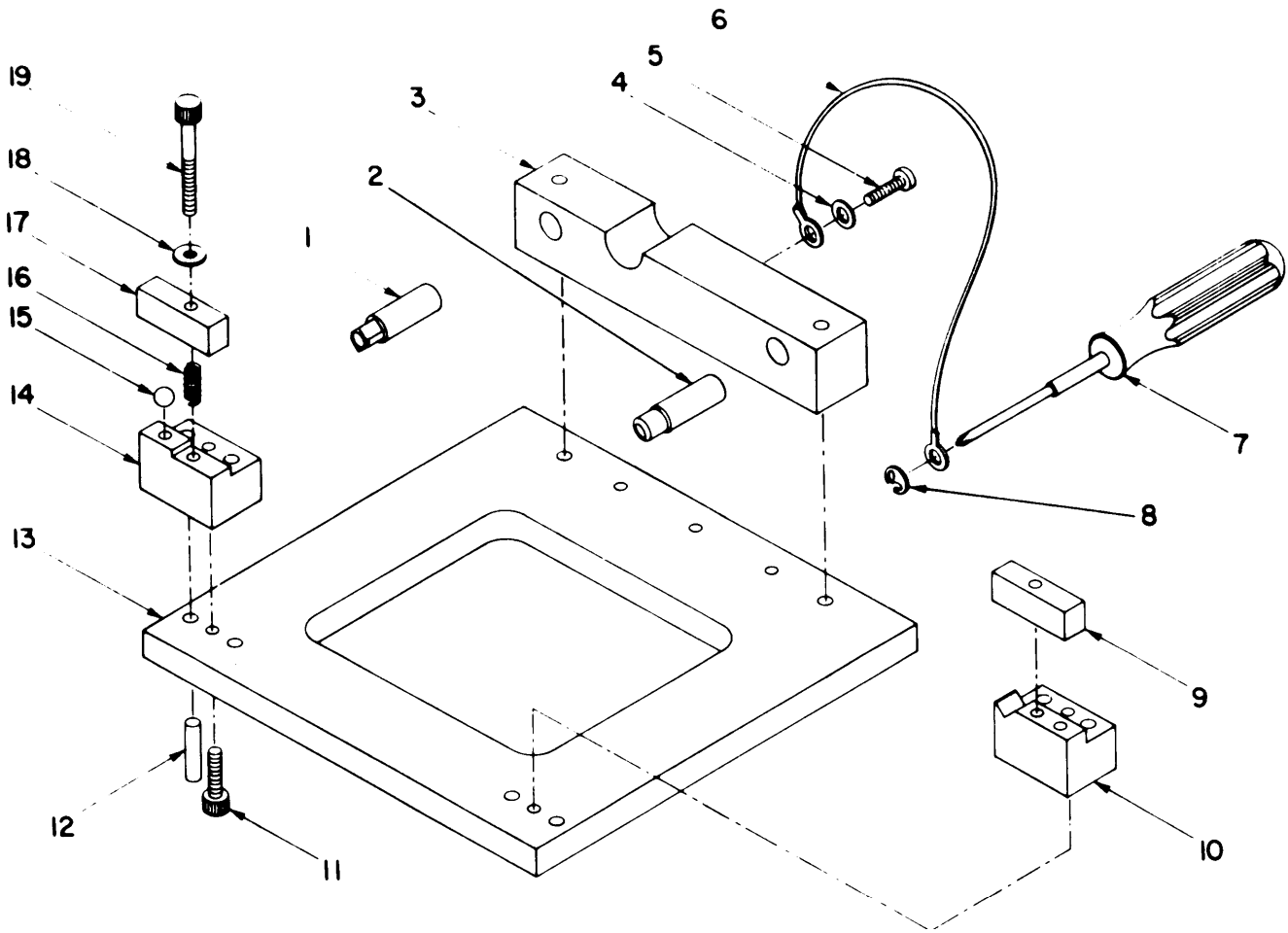


EL7AT029

Figure 25. Wrench Assembly, Torque

SECTION II

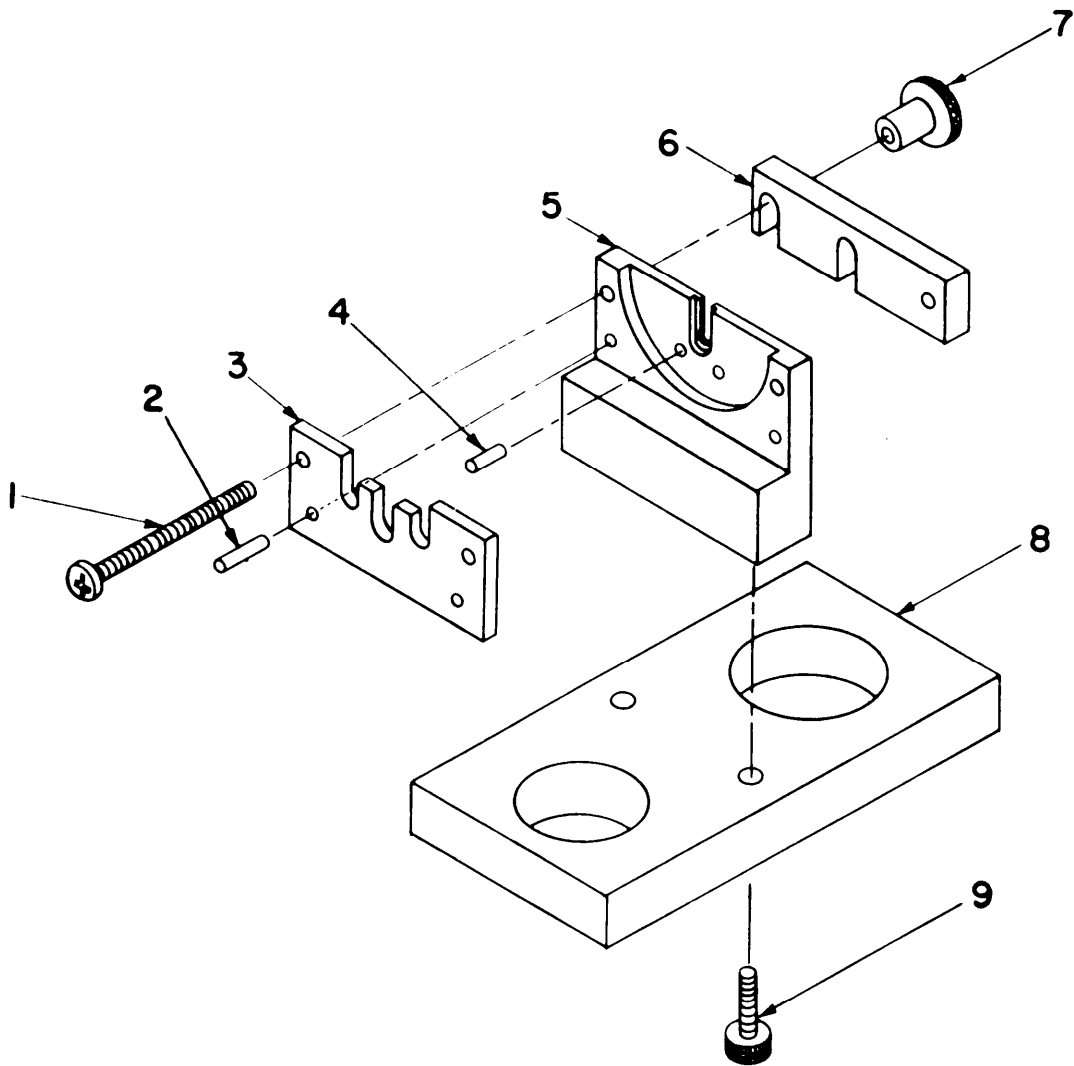
(1) ILLUSTRATION		(2)	(3)	(4)	(5)	(6) DESCRIPTION	(7)	(8) QTY INC IN UNIT
(A) FIG NO	(B) ITEM NO	SMR CODE	NATIONAL STOCK NUMBER	FSCM	PART NUMBER		USABLE ON CODE	U/M
25	1	XAHZZ		80063	SM-B-625807-1	HANDLE		EA 1
25	2	PAHZZ	5340-00-797-5206	80063	SM-B-595940-1	PIN, LOCK, ROTARY		EA 1
25	3	PAHZZ		80063	SM-A-694300-2	WRENCH, TORQUE		EA 1
25	4	PAHZZ		96906	MS35674-3	PIN, GROOVED, HEADLES		EA 2
25	5	PAHZZ	5315-00-865-9667	96906	MS16562-1	PIN, SPRING		EA 2
25	6	XDHZZ		80063	SM-B-625807-2	SHAFT		EA 1
25	7	PAHZZ		80063	SM-B-625807-3	SOCKET, HEXAGON		EA 1



EL7AT030

Figure 26. Fixture Assembly, Holding, Alignment AN/ARC-114,  
AN/ARC-115, AN/ARC-116

(1) ILLUSTRATION (A) FIG NO	(2) (B) ITEM NO	(3) NATIONAL STOCK NUMBER	(4) FSCM	(5) PART NUMBER	(6) DESCRIPTION	(7) USABLE ON CODE	(8) QTY INC IN UNIT	
GROUP 20 FIXTURE ASSEMBLIES								
26	1	XDHZZ	80063	SM-B-625857-8	DIAMOND GUIDE PIN	EA	1	
26	1	XDHZZ	80063	SM-B-625861-8	DIAMOND GUIDE PIN	EA	1	
26	2	XDHZZ	80063	SM-B-625857-7	ROUND GUIDE PIN	EA	1	
26	2	XDHZZ	80063	SM-B-625861-7	ROUND GUIDE PIN	EA	1	
26	3	XDHZZ	80063	SM-B-625857-2	REAR SUPPORT TL STL	EA	1	
26	3	XDHZZ	80063	SM-B-625861-2	REAR SUPPORT	EA	1	
26	4	PAHZZ	5310-00-722-5998	96906	MS15795-805	WASHER, FLAT	EA	1
26	4	PAHZZ	5310-00-722-5998	96906	MS15795-805	WASHER, FLAT	EA	1
26	5	PAHZZ	5305-00-054-6651	96906	MS51957-27	SCREW, MACHINE	EA	1
26	5	PAHZZ	5305-00-054-6651	96906	MS51957-27	SCREW, MACHINE	EA	1
26	6	PAHZZ		80063	SM-B-625857-10	CABLE ASSEMBLY	EA	1
26	6	PAHZZ		80063	SM-B-625857-10	CABLE ASSEMBLY	EA	1
26	7	PAHZZ	5120-00-764-8080	80063	SM-B-625857-11	SCREWDRIVER	EA	1
26	7	PAHZZ	5120-00-764-8080	80063	SM-B-625857-11	SCREWDRIVER, CROSS T	EA	1
26	8	PAHZZ	5365-00-725-0969	96906	MS16633-4018	RING, RETAINING	EA	1
26	9	XDHZZ		80063	SM-B-625857-6	RIGHT CLAMP	EA	1
26	9	XDHZZ	5340-00-151-7120	80063	SM-B-625861-6	CLAMP, SUPPORT RIGHT	EA	1
26	10	XDHZZ		80063	SM-B-625857-4	RIGHT SUPPORT	EA	1
26	10	XDHZZ		80063	SM-B-625864-4	RIGHT SUPPORT	EA	1
26	11	XDHZZ		96906	MS16996-14	HEX SOC CAP SCREW	EA	5
26	12	XDHZZ		96906	MS16555-643	DOWEL PIN	EA	6
26	13	XDHZZ		80063	SM-B-625857-1	BASE	EA	1
26	14	XDHZZ		80063	SM-B-62587-3	LEFT SUPPORT TL STL	EA	1
26	14	XDHZZ		80063	SM-B-625861-3	LEFT SUPPORT	EA	1
26	15	XDHZZ		96906	MS19060-24	BALL	EA	2
26	16	PAHZZ		80063	SM-B-625857-12	SPRING	EA	4
26	16	PAHZZ		80063	SM-B-625857-12	SPRING, STAINLESS ST	EA	4
26	17	XDHZZ		80063	SM-B-625857-5	LEFT CLAMP TOOL STL	EA	1
26	17	XDHZZ	5340-00-151-7118	80063	SM-B-625861-5	CLAMP, SUPPORT LEFT	EA	1
26	18	PAHZZ	5310-00-880-5978	96906	MS15795-807	WASHER, FLAT	EA	1
26	18	PAHZZ	5310-00-880-5978	96906	MS15795-807	WASHER, FLAT	EA	1
26	19	XDHZZ		80063	SM-B-625857-16	SCREW, CAP	EA	1
26	19	XDHZZ		80063	SM-B-625857-16	SCREW, CAP	EA	1



EL7AT031

Figure 27. Fixture Assembly, Holding, Function Switch and Sprocket

(1) ILLUSTRATION		(2)	(3)	(4)	(5)	(6) DESCRIPTION	(7)	(8) QTY INC IN
(A) FIG NO	(B) ITEM NO	SMR CODE	NATIONAL STOCK NUMBER	FSCM	PART NUMBER		USABLE ON CODE	U/M UNIT
27	1	PAHZZ	5305-00-054-6659	96906	MS51957-35	SCREW, MACHINE		EA 2
27	2	XDHZZ		80063	SM-B-625855-6	PIN, DOWEL		EA 1
27	3	XDHZZ		80063	SM-B-625855-3	PLATE		EA 1
27	4	XDHZZ		80063	SM-B-625855-5	PIN		EA 1
27	5	XDHZZ		80063	SM-B-625855-2	SUPPORT		EA
27	6	XDHZZ	5340-00-151-7119	80063	SM-B-625855-4	CLAMP, FIXTURE		EA 1
27	7	XDHZZ		80063	SM-B-625855-7	NUT, KNURLED		EA 1
27	8	XDHZZ		80063	SM-B-625855-1	BASE		EA 1
27	9	XDHZZ		80063	SM-B-625855-8	SCREW, CAP, HEX SOCKET		EA 2

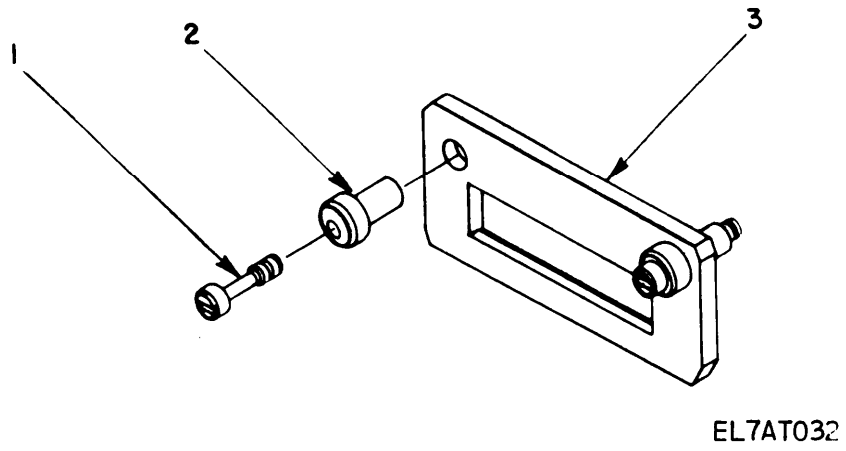


Figure 28. Fixture Assembly, Number Alignment AN/ARC-114



SECTION II

(1) ILLUSTRATION		(2)	(3)	(4)	(5)	(6) DESCRIPTION	(7)	(8) QTY INC IN UNIT
(A) FIG NO	(B) ITEM NO	SMR CODE	NATIONAL STOCK NUMBER	FSCM	PART NUMBER		USABLE ON CODE	U/M UNIT
28	1	PAHZZ	5305-00-151-5676	80063	SM-B-625855-3	SCREW,CAP,HEXAGON H		EA 6
28	2	XDHZZ		80063	SM-B-625853-2	BUSHING		EA 6
28	3	XDHZZ		80063	SM-B-625853-1	PLATE		EA 3

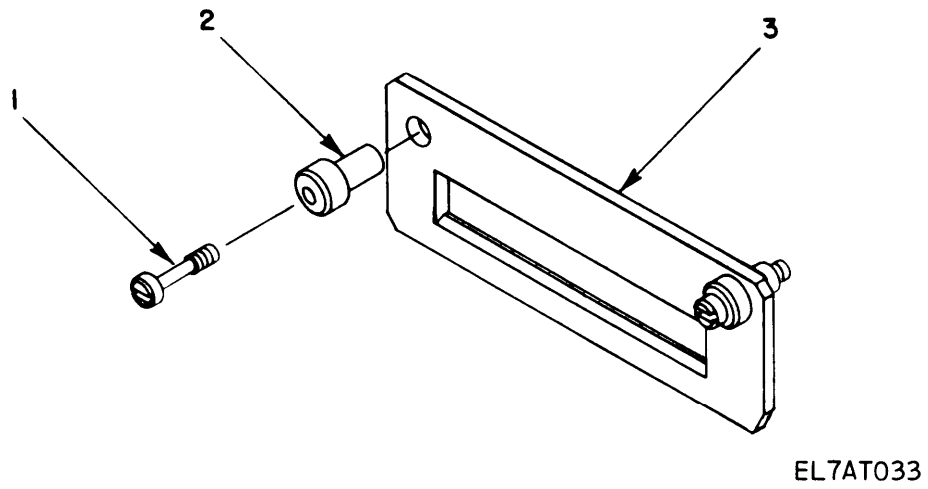


Figure 29. Fixture Assembly, Number Alignment AN/ARC-115

SECTION II

(1) ILLUSTRATION		(2)	(3)	(4)	(5)	(6) DESCRIPTION	(7)	(8) QTY INC IN UNIT
(A) FIG NO	(B) ITEM NO	SMR CODE	NATIONAL STOCK NUMBER	FSCM	PART NUMBER		USABLE ON CODE	U/M UNIT
29	1	PAHZZ	5305-00-151-5676	80063	SM-B-625853-3	SCREW,CAP,HEXAGON H		EA 6
29	2	XDHZZ		80063	SM-B-625853-2	BUSHING		EA 6
29	3	XDHZZ		80063	SM-B-625853-1	PLATE		EA 3

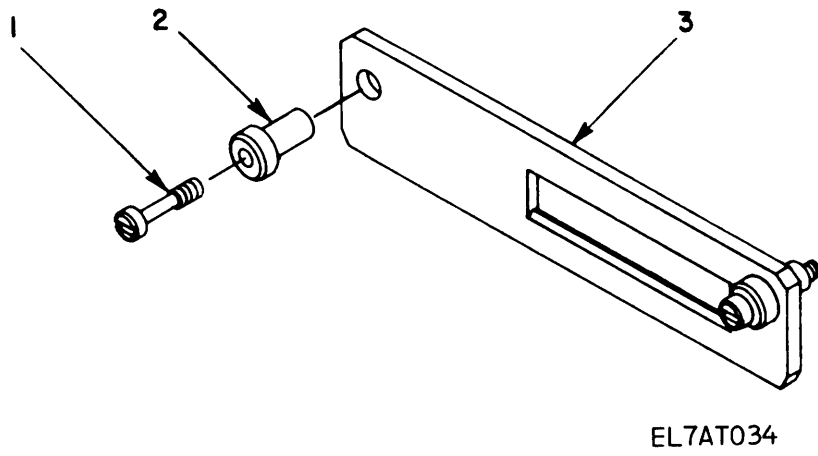
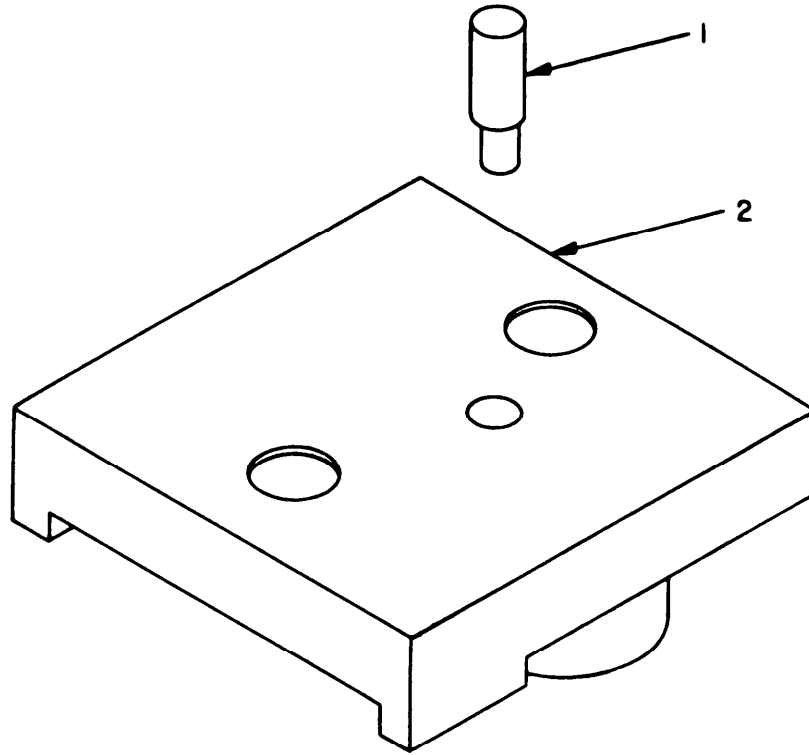


Figure 30. Fixture Assembly, Number Alignment AN/ARC-116

SECTION II

(1) ILLUSTRATION		(2)	(3)	(4)	(5)	(6) DESCRIPTION	(7)	(8) QTY INC IN UNIT
(A) FIG NO	(B) ITEM NO	SMR CODE	NATIONAL STOCK NUMBER	FSCM	PART NUMBER		USABLE ON CODE	U/M UNIT
30	1	PAHZZ	5305-00-151-5676	80063	SM-B-625853-3	SCREW,CAP,HEXAGON H		EA 6
30	2	XAHZZ		80063	SM-B-625853-2	BUSHING		EA 6
30	3	XAHZZ		80063	SM-B-625853-1	PLATE		EA 3



EL7AT035

Figure 31. Fixture Assembly, Holding, Actuator Positioning

SECTION II

(1) ILLUSTRATION		(2)	(3)	(4)	(5)	(6) DESCRIPTION	(7)	(8)
(A) FIG NO	(B) ITEM NO	SMR CODE	NATIONAL STOCK NUMBER	FSCM	PART NUMBER	USABLE ON CODE	U/M	QTY INC IN UNIT
31	1	XAHZZ		80063	SM-B-625802-2	PIN	EA	1
31	2	XAHZZ		80063	SM-B-625802-1	BLOCK	EA	1

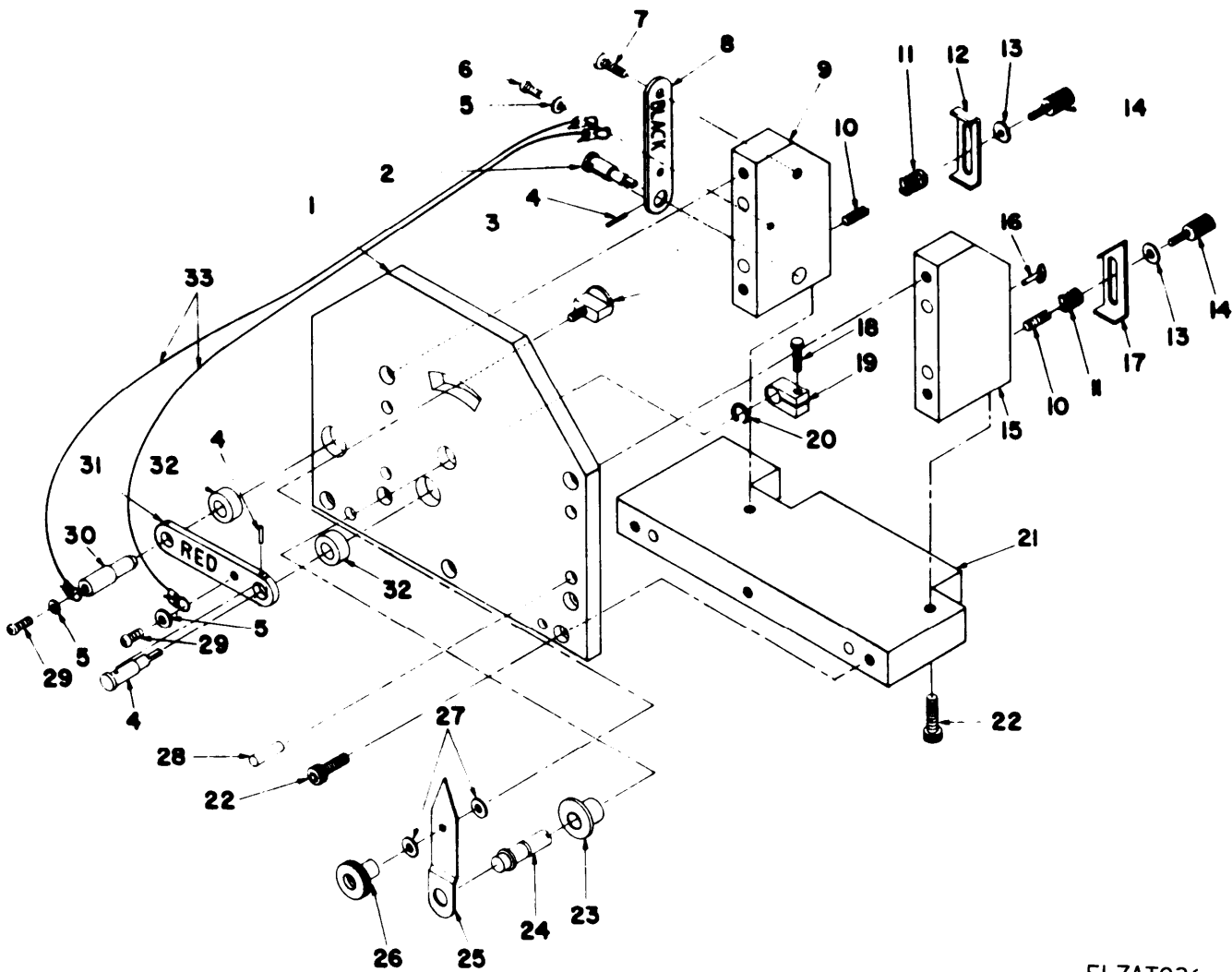


Figure 32. Fixture Assembly, Backlash Divider

EL7AT036



SECTION II

(1) ILLUSTRATION (A) FIG NO	(2) (B) ITEM NO	(3) SMR CODE	(4) NATIONAL STOCK NUMBER	(5) FSCM	(6) PART NUMBER	(7) DESCRIPTION  USABLE ON CODE	(8) QTY INC IN UNIT
32	1	XDHZZ		80063	SM-B-625899-4	FACE PLATE	EA 1
32	2	XDHZZ		80063	SM-B-625899-32	SHAFT	EA 1
32	3	XDHZZ		80063	SM-B-625899-9	STUD	EA 1
32	4	PAHZZ	5315-00-223-6184	96906	MS35671-3	PIN, GROOVED, HEADLES	EA 1
32	5	PAHZZ	5310-00-595-6211	96906	MS15795-803	WASHER, FLAT	EA 1
32	6	PAHZZ	5305-00-054-5647	96906	MS51957-13	SCREW, MACHINE	EA 1
32	7	PAHZZ	5305-00-054-6668	96906	MS51957-43	SCREW, MACHINE	EA 1
32	8	XDHZZ		80063	SM-B-625899-31	ARM	EA 1
32	9	XDHZZ		80063	SM-B-625899-2	GUSSET, LEFT	EA 1
32	10	XDHZZ	5340-00-825-4826	96906	MS21208C0620	INSERT, SCREW THREAD	EA 2
32	11	PAHZZ	5360-00-242-7516	96906	MS24585C157	SPRING, HELICAL, COMP	EA 1
32	12	XDHZZ		80063	SM-B-625899-14	CLAMP	EA 1
32	13	XDHZZ		96906	MS15795-806	FLATWASHER	EA 2
32	14	XDHZZ		80063	SM-B-625899-23	THUMBSCREW	EA 2
32	15	XDHZZ		80063	SM-B-625899-3	GUSSET, RIGHT	EA 1
32	16	XDHZZ		80063	SM-B-625899-15	PIN, DIAMOND	EA 1
32	17	XDHZZ		80063	SM-B-625899-13	CLAMP	EA 1
32	18	PAHZZ	5305-00-959-0382	96906	MS16995-17	SCREW, CAP, SOCKET, HE	EA 1
32	19	XDHZZ		80063	SM-B-625899-17	CLAMP	EA 1
32	20	PAHZZ	5365-00-298-6564	96906	MS16624-4025	RING, RETAINING	EA 1
32	21	XDHZZ		80063	S-B-625899-1	BASE PLATE	EA 1
32	22	PAHZZ	5305-00-988-7602	96906	MS16995-26	SCREW, CAP, SOCKET HE	EA 3
32	23	XDHZZ		80063	SM-B-625899-20	BEARING	EA 1
32	24	XDHZZ		80063	SM-B-625899-7	SHAFT, POINTER	EA 1
32	25	XDHZZ		80063	SM-B-625899-6	POINTER	EA 1
32	26	XDHZZ		80063	SM-B-625899-22	NUT, KNURLED	EA 1
32	27	XDHZZ		80063	SM-B-625899-8	WASHER, FLAT	EA 2
32	28	PAHZZ	5315-00-056-9386	96906	MS16555-640	PIN, STRAIGHT, HEADLE	EA 6
32	29	PAHZZ	5305-00-054-5644	96906	MS51957-11	SCREW, MACHINE	EA 2
32	30	XDHZZ		80063	SM-B-625899-12	PIN	EA 1
32	31	XDHZZ		80063	SM-B-625899-10	ARM	EA 1
32	32	XDHZZ		80063	SM-B-625899-16	BUSHING	EA 2
32	33	PAHZZ		80063	SM-B-625899-33	CABLE ASSEMBLY	EA 2

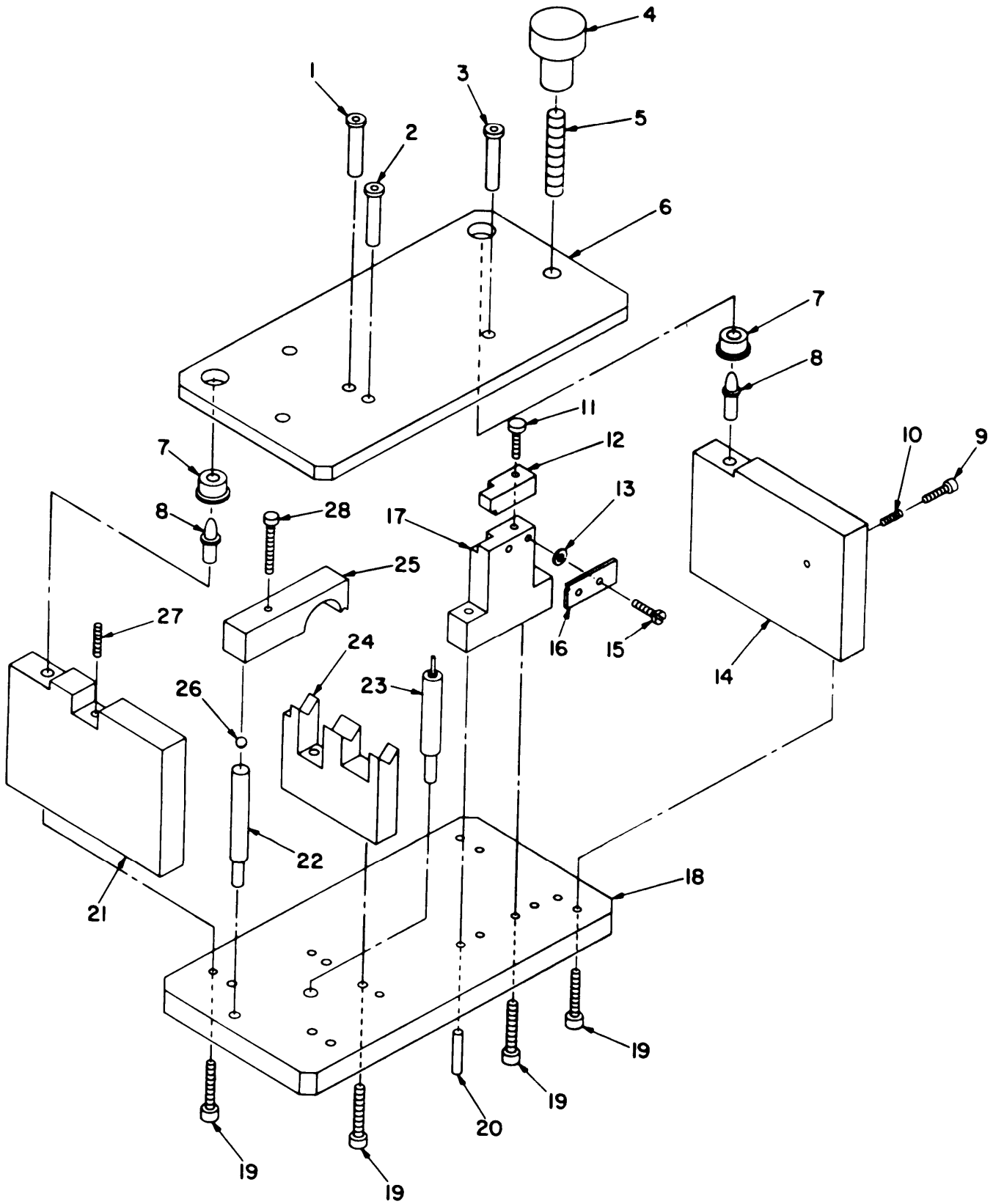


Figure 33. Fixture Assembly, Holding, Support and Drill EL7AT037 AN/ARC-114

(1) ILLUSTRATION		(2)	(3)	(4)	(5)	(6) DESCRIPTION	(7)	(8) QTY INC IN UNIT
(A) FIG NO	(B) ITEM NO	SMR CODE	NATIONAL STOCK NUMBER	FSCM	PART NUMBER	USABLE ON CODE	U/M	
33	1	PAHZZ	3120-00-182-8156	80063	SM-B-625806-26	BUSHING, SLEEVE	EA	1
33	2	PAHZZ	3120-00-182-8157	80063	SM-B-625806-27	BUSHINGK, SLEEVE	EA	2
33	3	PAHZZ	3120-00-182-8155	80063	SM-B-625806-25	BUSHING, SLEEVE	EA	1
33	4	XDHZZ		80063	SM-B-625806-18	KNOB, KNURLED	EA	1
33	5	XDHZZ		80063	SM-B-625806-21	STUD	EA	2
33	6	XDHZZ		80063	SM-B-625806-4	PLATE, TOP	EA	1
33	7	XDHZZ		80063	SM-B-625806-20	BUSHING	EA	2
33	8	XDHZZ		80063	SM-B-625806-19	DOWEL, BULLET NOSE	EA	1
33	9	XDHZZ		80063	SM-B-625806-30	SCREW, SOCKET HEAD	EA	1
33	10	XDHZZ	5340-00-061-4793	96906	MS122238	INSERT, SCREW THREAD	EA	1
33	11	XDHZZ		96906	MS16995-39	SCREW, HEX SOC HD	EA	1
33	12	XDHZZ		80063	SM-B-625806-11	WASHER, FLAT	EA	1
33	13	XDHZZ		80063	SM-B-625806-17	WASHER, FLAT	EA	2
33	14	XDHZZ		80063	SM-B-625806-3	SUPPORT, RIGHT	EA	1
33	15	XDHZZ		80063	SM-B-625806-16	SCREW, SHOULDER	EA	2
33	16	XDHZZ	5340-00-151-7121	80063	SM-B-625806-10	SLIDE, CLAMP	EA	1
33	17	XDHZZ		80063	SM-B-625806-6	SHAFT, SUPPORT	EA	1
33	18	XDHZZ		80063	SM-B-625806-1	PLATE, BOTTON	EA	1
33	19	XDHZZ		80063	SM-B-625806-33	SCREW, SOCKET HEAD	EA	4
33	20	XDHZZ		80063	SM-B-625806-34	PIN, DOWEL	EA	8
33	21	XDHZZ		80063	SM-B-625806-2	SUPPORT, LEFT	EA	1
33	22	XDHZZ		80063	SM-B-625806-7	CLAMP, SUPPORT	EA	1
33	23	XDHZZ		80063	SM-B-625806-8	PIN, DIAMOND	EA	1
33	24	XDHZZ	3460-00-481-3701	80063	SM-B-625806-5	V-BLOCK	EA	1
33	25	XDHZZ		80063	SM-B-625806-9	V CLAMP	EA	1
33	26	XDHZZ		80063	SM-B-625806-22	BALL	EA	1
33	27	XDHZZ		96906	MS122240	INSERT, SCREW THREAD	EA	1
33	28	XDHZZ		80063	SM-B-625806-32	SCREW, SOCKET HEAD	EA	1

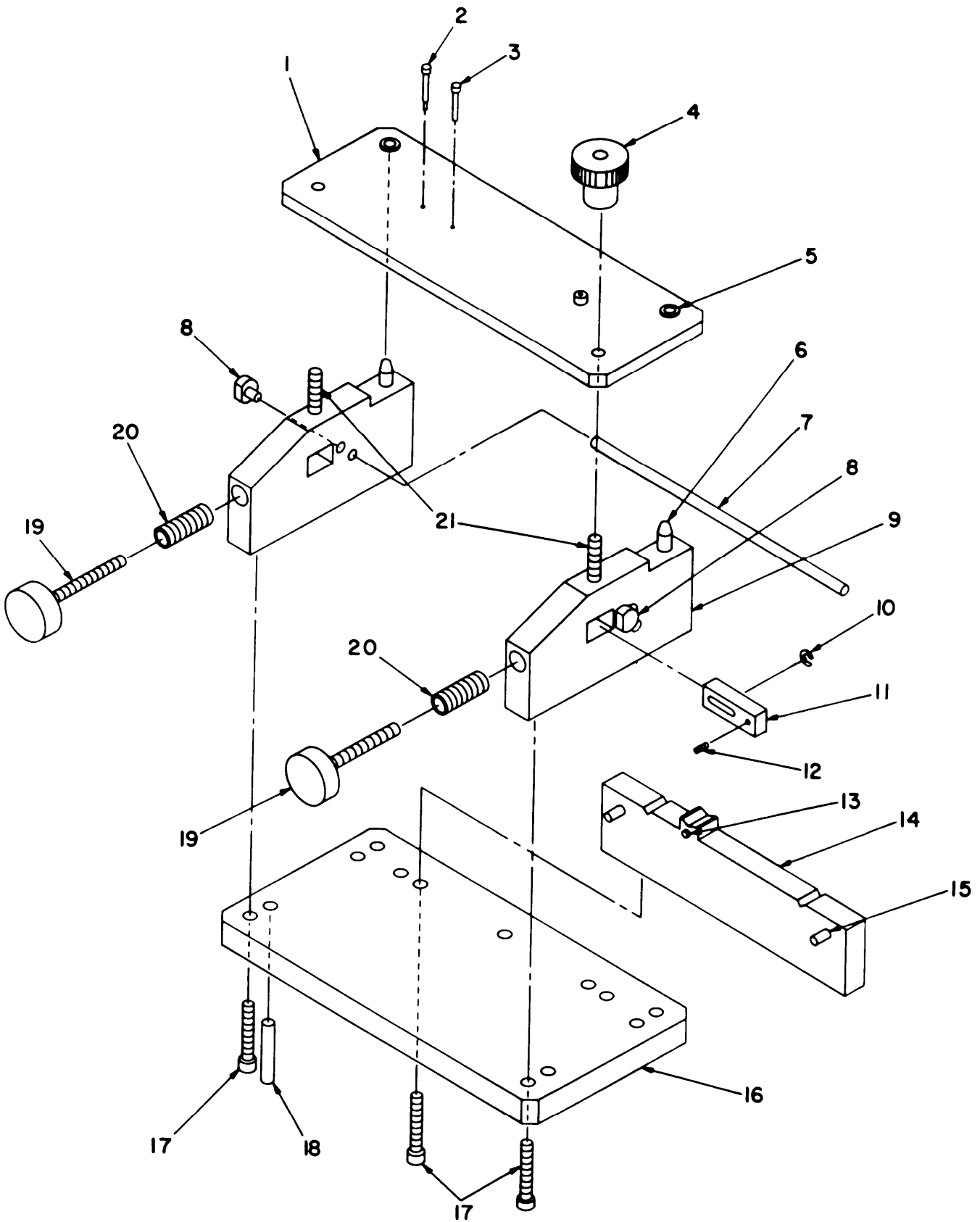
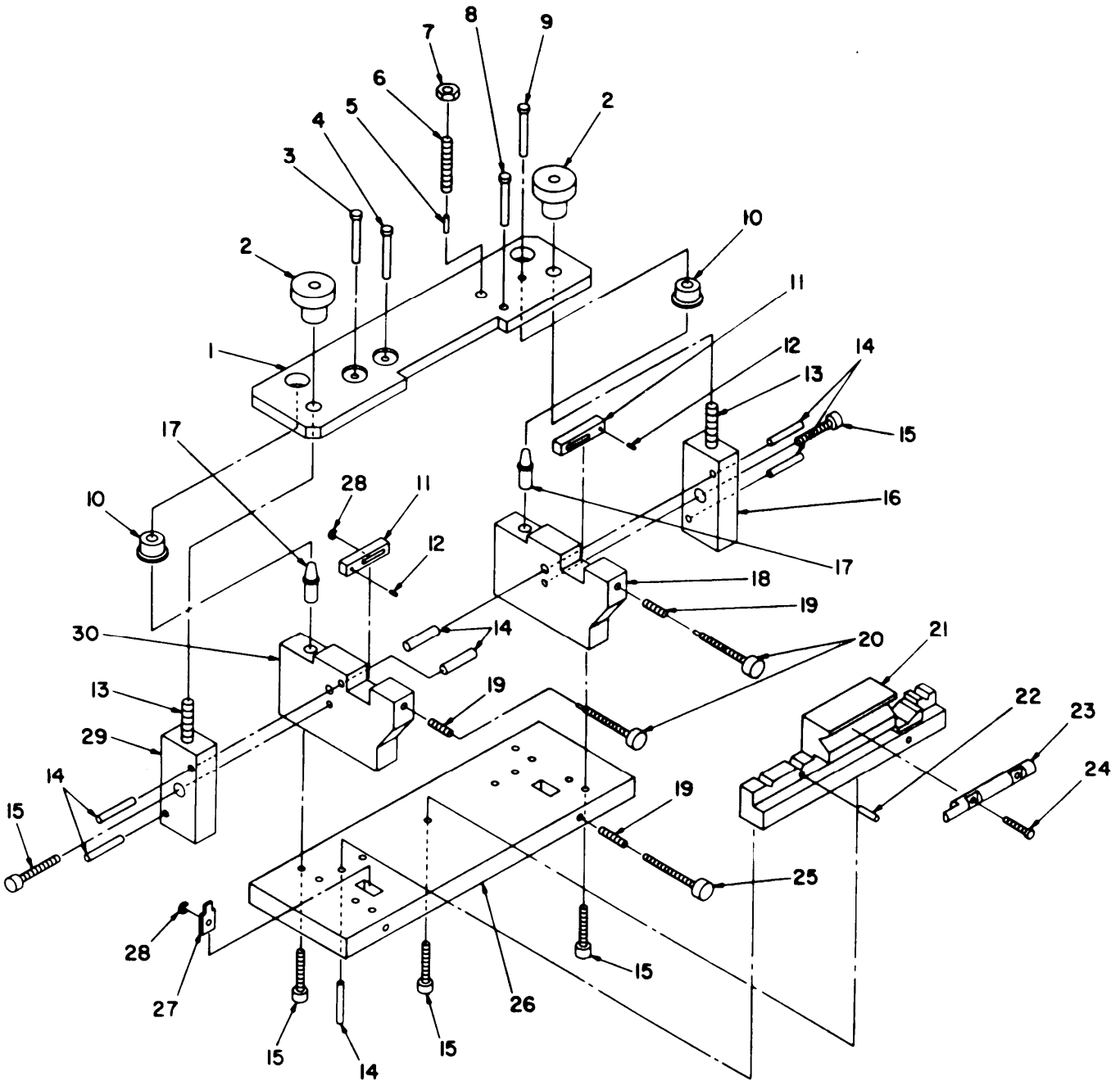


Figure 34. Fixture Assembly, Holding Support and Drill AN/ARC-115

EL7AT038

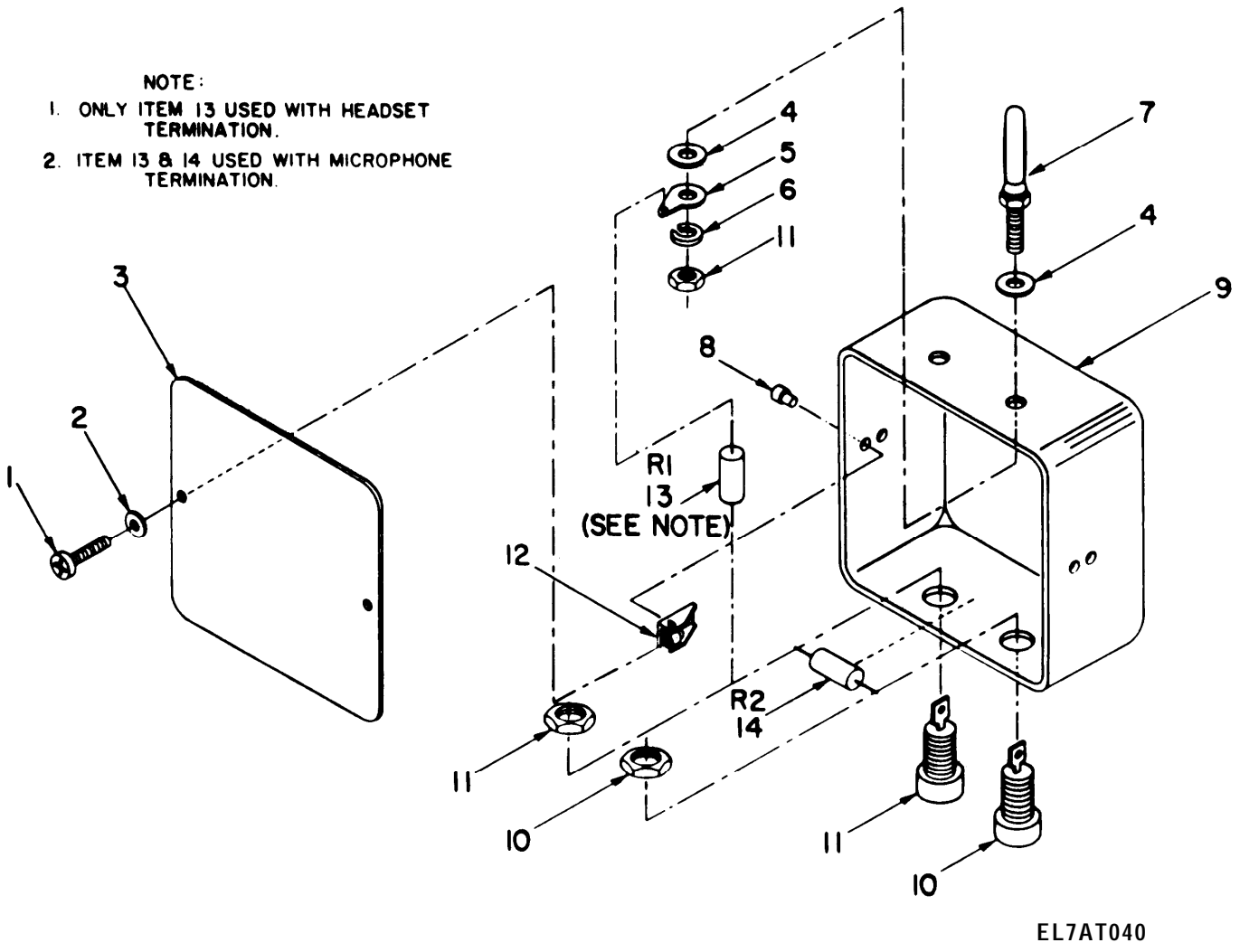
(1) ILLUSTRATION		(2)	(3)	(4)	(5)	(6) DESCRIPTION	(7)	(8) QTY INC IN UNIT
(A) FIG NO	(B) ITEM NO	SMR CODE	NATIONAL STOCK NUMBER	FSCM	PART NUMBER	USABLE ON CODE	U/M	
34	1	XDHZZ		80063	SM-B-625797-4	PLATE, TOP	EA	1
34	2	PAHZZ	3120-00-182-8148	80063	SM-B-625797-16	BUSHING, SLEEVE	EA	2
34	3	PAHZZ	3120-00-182-8153	80063	SM-B-625797-17	BUSHING, SLEEVE	EA	1
34	4	XDHZZ		80063	SM-B-625797-13	KNOB, KNURLED	EA	2
34	5	PAHZZ	3120-00-182-8147	80063	SM-B-625797-15	BUSHING, SLEEVE	EA	2
34	6	XDHZZ		80063	SM-B-625797-14	DOWEL, BULLET NOSE	EA	2
34	7	XDHZZ		80063	SM-B-625797-6	SHAFT	EA	1
34	8	XDHZZ		80063	SM-B-625797-7	CLAMP, SUPPORT	EA	2
34	9	XDHZZ		80063	SM-B-625797-2	SUPPORT	EA	1
34	10	PAHZZ	5365-00-598-1138	96906	MS16633-4012	RING, RETAINING	EA	1
34	11	XDHZZ		80063	SM-B-625797-11	CLAMP	EA	2
34	12	PAHZZ	5305-00-151-7971	80063	SM-B-625797-19	SETSCREW	EA	2
34	13	XDHZZ		80063	SM-B-625797-9	BUTTON	EA	1
34	14	XDHZZ		80063	SM-B-625797-5	V BLOCK	EA	1
34	15	XDHZZ		80063	SM-B-625797-8	BUTTON	EA	1
34	16	XDHZZ		80063	SM-B-625797-1	PLATE, BOTTOM	EA	1
34	17	XDHZZ		80063	SM-B-625797-23	SCREW, CAP	EA	4
34	18	PAHZZ		96906	MS16555-43	PIN, STRAIGHT, HEADLE	EA	6
34	19	PAHZZ	5305-00-151-7959	80063	SM-B-625797-12	THUMBSCREW	EA	1
34	20	XDHZZ		96906	MS122241	INSERT, SCREW THREAD	EA	2
34	21	XDHZZ		80063	SM-B-625797-10	STUD	EA	2



EL7AT039

Figure 35. Fixture Assembly, Holding, Support and Drill AN/ARC-116

(1) ILLUSTRATION		(2)	(3)	(4)	(5)	(6) DESCRIPTION	(7)	(8) QTY INC IN UNIT
(A) FIG NO	(B) ITEM NO	SMR CODE	NATIONAL STOCK NUMBER	FSCM	PART NUMBER	USABLE ON CODE	U/M	
35	1	XDHZZ		80063	SM-B-625898-6	PLATE, TOP	EA	2
35	2	XDHZZ		80063	SM-B-625898-16	KNOW, KNURLED	EA	2
35	3	PAHZZ	3120-00-158-2232	80063	SM-B-625898-19	DRILL BUSHING	EA	1
35	4	PAHZZ	3120-00-158-2281	80063	SM-B-625898-20	DRILL BUSHING	EA	1
35	5	XDHZZ		80063	SM-B-625898-25	TIP	EA	1
35	6	XDHZZ	5305-00-157-8368	80063	SM-B-625898-24	SETSCREW	EA	1
35	7	PAHZZ	5310-00-934-9765	96906	MS35650-304	NUT, PLAIN, HEXAGON	EA	1
35	8	PAHZZ	3120-00-158-2285	80063	SM-B-625898-21	DRILL BUSHING	EA	1
35	9	PAHZZ	3120-00-158-2297	80063	SM-B-625898-22	DRILL BUSHING	EA	1
35	10	XDHZZ		80063	SM-B-625898-18	BUSHING	EA	1
35	11	XDHZZ		80063	SM-B-625898-13	CLAMP	EA	2
35	12	PAHZZ		88044	AN56FC8H6	SETSCREW, HEX SOCKET	EA	2
35	13	XDHZZ		80063	SM-B-625898-11	STUD	EA	2
35	14	XDHZZ		80063	SM-B-625898-9	PIN	EA	7
35	15	XDHZZ		96906	MS16695-38	SCREW, CAP, SOCKET HD	EA	4
35	16	XDHZZ		80063	SM-B-625898-5	RIGHT BLOCK	EA	1
35	17	XDHZZ		80063	SM-B-625898-17	DOWEL, BULLET NOSE	EA	2
35	18	XDHZZ		80063	SM-B-625898-3	RIGHT SUPPORT	EA	1
35	19	XDHZZ	5340-00-290-4481	96906	MS21208C4-15	INSERT, SCREW THREAD	EA	4
35	20	PAHZZ	5305-00-157-8369	80063	SM-B-625898-15	THUMBSCREW	EA	2
35	21	XDHZZ		80063	SM-B-625898-7	V BLOCK	EA	1
35	22	XDHZZ		80063	SM-B-625898-10	BUTTON	EA	1
35	23	XDHZZ		80063	SM-B-625898-8	SHAFT	EA	1
35	24	PAHZZ	5305-00-068-5414	96906	MS16995-11	SCREW, CAP, SOCKET HE	EA	2
35	25	PAHZZ	5305-00-157-8370	80063	SM-B-625898-14	THUMBSCREW	EA	2
35	26	XDHZZ		80063	SM-B-625898-1	PLATE, BOTTOM	EA	1
35	27	XDHZZ		80063	SM-B-625898-12	CLAMP	EA	2
35	28	PAHZZ	5365-00-598-1138	96906	MS16633-4012	RING, RETAINING	EA	4
35	29	XDHZZ		80063	SM-B-625898-4	BLOCK	EA	2
35	30	XDHZZ		80063	SM-B-625898-2	SUPPORT	EA	2

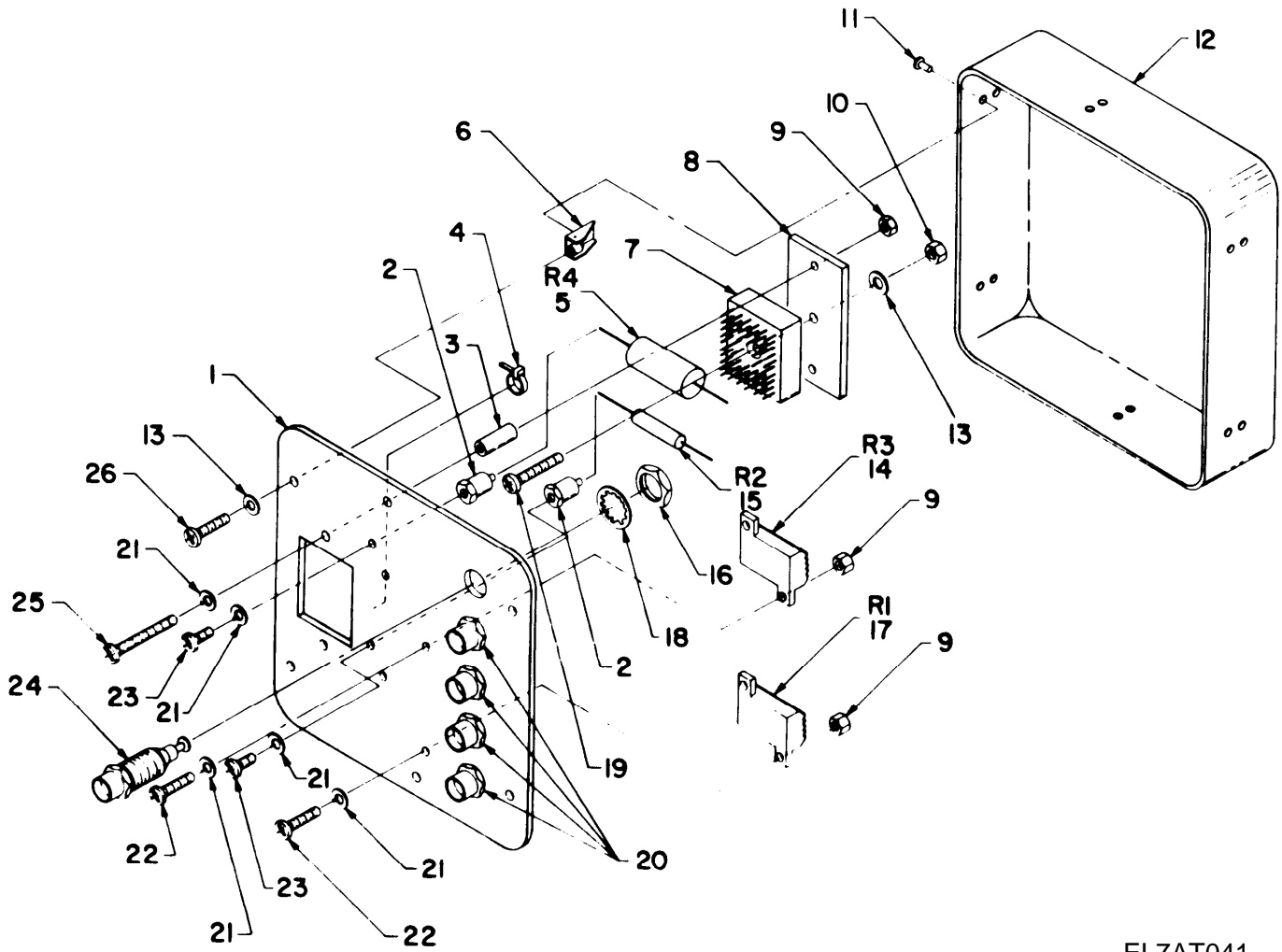


EL7AT040

Figure 36. Headset Termination Assembly, Microphone Termination Assembly



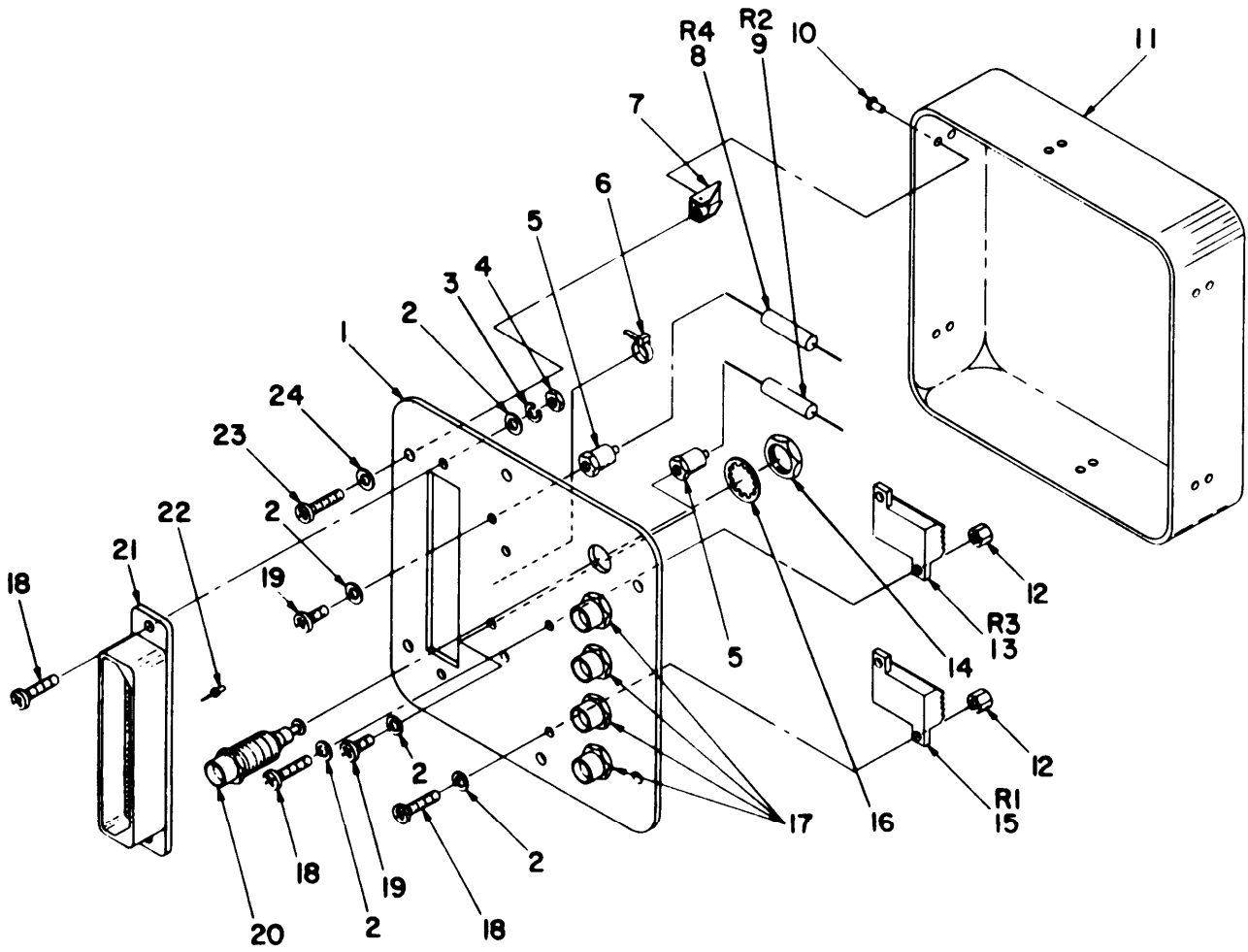
(1) ILLUSTRATION (A) FIG NO	(2) (B) ITEM NO	(3) SMR CODE	(4) NATIONAL STOCK NUMBER	(5) FSCM	(6) PART NUMBER	(7) DESCRIPTION	(8) QTY INC IN UNIT
GROUP 21 TERMINATION ASSEMBLIES							
							USABLE ON CODE
							U/M
36	1	PAHZZ		96906	MS15957-14	SCREW MACHINE	EA 12
36	1	PAHZZ	5305-00-054-5648	96906	MS51957-14	SCREW, MACHINE	EA 12
36	2	PAHZZ	5310-00-595-6211	96906	MS15795-803	WASHER, FLAT	EA 12
36	2	PAHZZ	5310-00-595-6211	96906	MS15795-803	WASHER, FLAT	EA 12
36	3	XDHZZ		80063	SM-C-694319	COVER AUDIO TERM	EA 6
36	3	XDHZZ		80063	SM-C-694319	COVER AUDIO TERMINAL	EA 6
36	4	XDHZZ		80063	SM-B-595958-3	WASH NONMETAL SHOLD	EA 12
36	4	XDHZZ		80063	SM-B-595958-3	WASHER NONMET SHUOL	EA 12
36	5	PAHZZ	5940-00-513-3264	96906	MS77070-2	TERMINAL, LUG	EA 12
36	5	PAHZZ	5940-00-513-3264	96906	MS77070-2	TERMINAL, LUG	EA 12
36	6	PAHZZ	5310-00-929-6395	96906	MS35338-136	WASHER, LOCK	EA 12
36	6	PAHZZ	5310-00-929-6395	96906	MS35338-136	WASHER, LOCK	EA 12
36	7	XDHZZ		80063	SM-A-694304	PLUG TIP	EA 12
36	7	XDHZZ		80063	SM-A-694304	PLUG TIP	EA 12
36	8	XDHZZ		80063	SM-B-595946-4	RIVET TUBULAR	EA 14
36	8	XDHZZ		80063	SM-B-595946-4	RIVET TUBULAR	EA 14
36	9	XDHZZ		80063	SM-B-694313-1	CHASSIS	EA 6
36	9	XDHZZ		80063	SM-B-694313-1	CHASSIS	EA 6
36	10	XDHZZ		80063	SM-A-694303-10	JACK TIP BLACK	EA 6
36	10	XDHZZ		80063	SM-A-694303-10	JACK TIP BLACK	EA 6
36	11	XDHZZ		80063	SM-A-694302-12	JACK TIP RED	EA 6
36	11	XDHZZ		80063	SM-A-694302-12	JACK TIP RED	EA 6
36	12	XDHZZ		80063	SM-B-694302-3	NUT SELF-LOCK PLATE	EA 12
36	12	XDHZZ		80063	SM-B-694302-3	NUT SELF-LOCK PLATE	EA 12
36	13	PAHZZ		96906	MS22684/02-0242	RESIST FIXED FILM	EA 3
36	13	PAHZZ		96906	MS-22684/02-0232	RESIST FIXED FILM	EA 3
36	14	PAHZZ		96906	MS22684/02-0132	RESIST FIXED FILM	EA 3



EL7AT041

Figure 37. Power Supply Termination Assembly AN/ARC-114

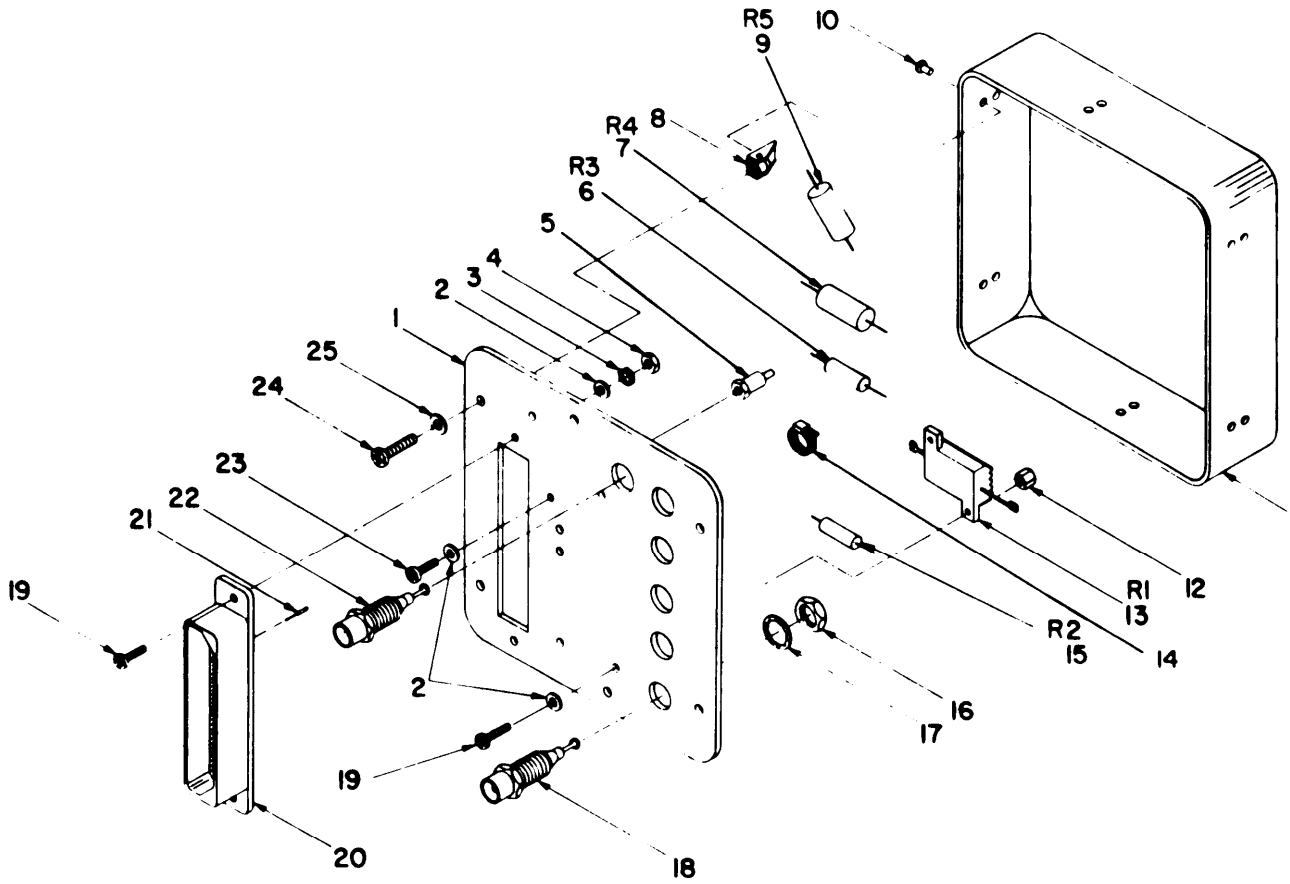
(1) ILLUSTRATION		(2)	(3)	(4)	(5)	(6) DESCRIPTION	(7)	(8) QTY INC IN UNIT
(A) FIG NO	(B) ITEM NO	SMR CODE	NATIONAL STOCK NUMBER	FSCM	PART NUMBER	USABLE ON CODE	U/M	
37	1	XDHZZ		80063	SM-D-694315	PANEL	EA	3
37	2	XDHZZ		80063	SM-B-694305-1	TERMINAL	EA	2
37	3	XDHZZ		80063	SM-B-694322	SPACER	EA	2
37	4	PAHZZ	5975-00-727-5153	96906	MS3367-4-9	STRAP CABLE	EA	6
37	5	PAHZZ		96906	MS22684/04-0080	RESIST FIXED FILM	EA	1
37	6	XDHZZ		80063	SM-B-694302-3	NUT, SELF-LOCK PLATE	EA	10
37	7	PAHZZ		80063	SM-A-617902-7	CONNECTOR, PLUG, ELEC	EA	1
37	8	XDHZZ		96906	SM-C-694318	INSULATOR PLATE	EA	1
37	9	PAHZZ	5310-00-880-7010	96906	MS21042L02	NUT, SELF-LOCKING, EX	EA	6
37	10	PAHZZ		96906	MS35649-224	NUT, PLAIN, HEX	EA	6
37	11	XDHZZ		80063	SM-B-595946-2	RIVET TUBULAR	EA	26
37	12	XDHZZ		80063	SM-B-694311	CHASSIS	EA	3
37	13	PAHZZ	5310-00-928-2690	96906	MS35338-134	WASHER, LOCK	EA	6
37	14	PAHZZ		81349	RE60G8R20	RESISTOR, FIXED, WIRE	EA	1
37	15	PAHZZ		96906	MS22684/03-0128	RESIST FIXED FILM	EA	1
37	16	PAHZZ	5310-00-807-1471	96906	MS21042L04	NUT, SELF-LOCKING, EX	EA	6
37	17	PAHZZ		81349	REG0C1200	RESIST FIXED WWND	EA	1
37	18	PAHZZ	5310-00-595-6211	96906	MS15795-803	WASHER LOCK	EA	6
37	19	PAHZZ		96906	MS35275-215	SCREW, FILLISTER HEAD	EA	1
37	20	PAHZZ	5935-00-578-3489	96906	MS16108-2A	JACK, TIP	EA	10
37	21	PAHZZ	5310-00-145-1979	80063	SM-C-617837-7	WASHER, FLAT	EA	6
37	22	PAHZZ	5305-00-054-5638	96906	MS51957-4	SCREW, MACHINE	EA	6
37	23	PAHZZ	5305-00-054-5636	96906	MS51957-2	SCREW, MACHINE	EA	12
37	24	PAHZZ	5935-00-577-2336	96906	MS16108-3A	JACK, TIP	EA	3
37	25	PAHZZ		96906	MS51957-9	SCREW	EA	2
37	26	PAHZZ	5305-00-054-5649	96906	MS51957-15	SCREW, MACHINE	EA	18



EL7AT04z

Figure 38. Power Supply Termination Assembly AN/ARC-115

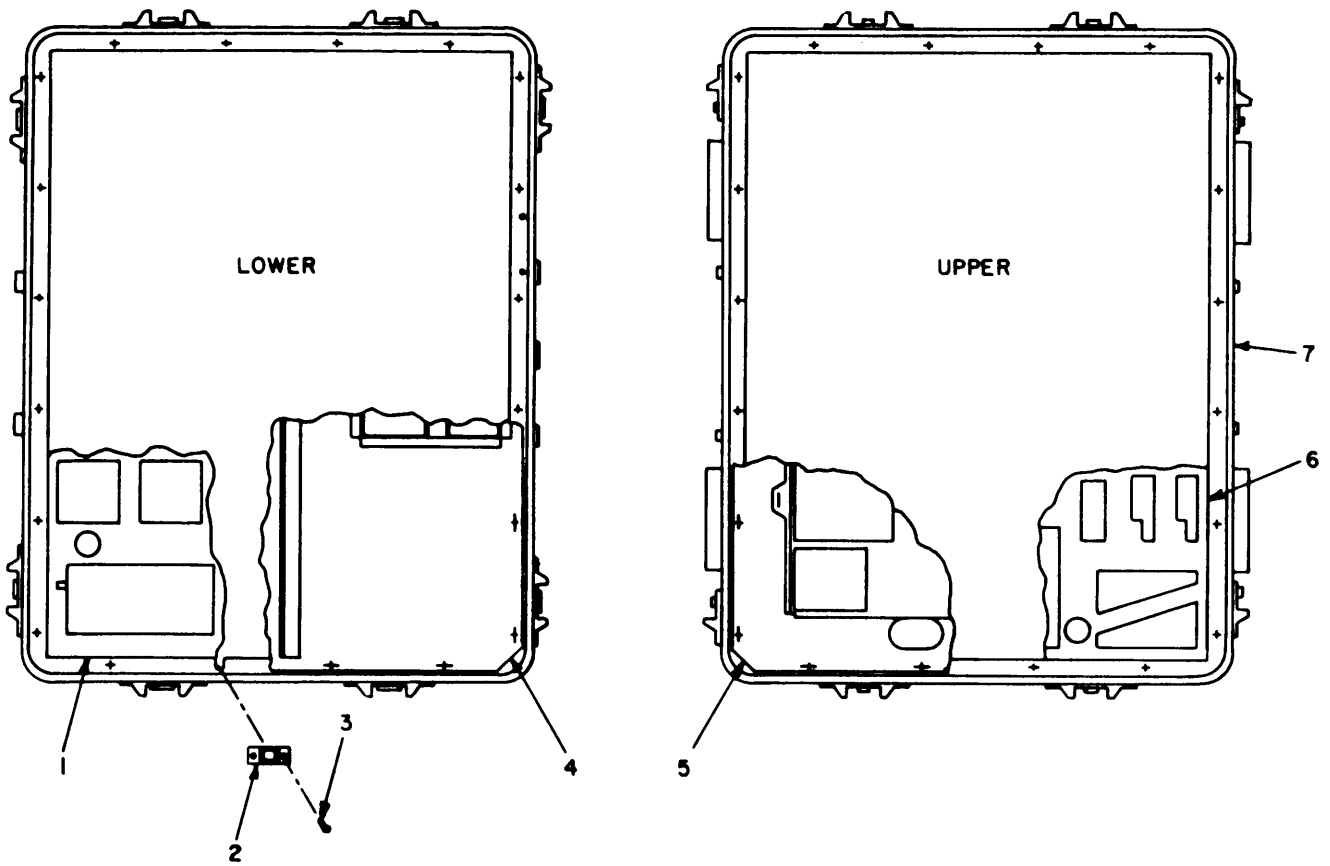
(1) ILLUSTRATION		(2)	(3)	(4)	(5)	(6) DESCRIPTION	(7)	(8) QTY INC IN UNIT
(A) FIG NO	(B) ITEM NO	SMR CODE	NATIONAL STOCK NUMBER	FSCM	PART NUMBER	USABLE ON CODE	U/M	
38	1	PAHZZ		80063	SM-D-694317	PANEL	EA	1
38	2	PAHZZ	5310-00-145-1979	80063	SM-C-617837-7	WASHER, FLAT	EA	8
38	3	PAHZZ	5310-00-928-2690	96906	MS35338-134	WASHER, LOCK	EA	6
38	4	PAHZZ	5310-00-938-2013	96906	MS35649-224	NUT, PLAIN, HEXAGON	EA	6
38	5	XDHZZ	5940-00-168-3402	80063	SM-B-694305-1	TERMINAL, STUD	EA	6
38	6	PAHZZ	5975-00-727-5153	96906	MS3367-4-9	STRAP, TIEDOWN, ELECT	EA	6
38	7	XDHZZ		80063	SM-B-694302-3	NUT SELF-LOCK PLATE	EA	18
38	8	XDHZZ	5905-00-985-6111	81349	M22684-04-0092	RESISTOR, FIXED, FILM	EA	1
38	9	PAHZZ	5905-00-769-8525	81349	M22684-03-0120	RESISTOR, FIXED, FILM	EA	1
38	10	XDHZZ		80063	SM-B-595946-2	RIVET TUBULAR	EA	26
38	11	XDHZZ		80063	SM-B-694311	CHASSIS	EA	3
38	12	PAHZZ		96906	MS21042402	NUT SELF-LOCK HEX	EA	6
38	13	PAHZZ		81349	RE60G82R0	RESISTOR FIXED WIRE	EA	1
38	14	PAHZZ	5310-00-807-1471	96906	MS21042L04	NUT, SEL-LOCKING, EX	EA	6
38	15	PAHZZ		81349	RE60G2200	RESISTOR, FIXED, WIRE	EA	1
38	16	PAHZZ	5310-00-595-6211	96906	MS15795-803	WASHER, FLAT	EA	6
38	17	PAHZZ	5935-00-578-3489	96906	MS16108-2A	JACK, TIP	EA	10
38	18	PAHZZ	5305-00-054-5638	96906	MS51957-4	SCREW, MACHINE	EA	6
38	19	PAHZZ	5305-00-054-5636	96906	MS51957-2	SCREW, MACHINE	EA	12
38	20	PAHZZ	5935-00-577-2336	96906	MS16108-3A	JACK-TIP	EA	3
38	21	PAHZZ	5935-00-419-5417	80063	SM-A-617934-2	CONNECTOR BODY, RECE	EA	2
38	22	XDHZZ	5999-00-463-3168	80063	SM-A-617935-1	CONTACT ELECTRICAL	EA	100
38	23	PAHZZ		96946	MS51957-15	SCREW MACHINE	EA	18
38	24	PAHZZ	5310-00-595-6211	96906	MS15795-803	WASHER, FLAT	EA	18



EL7AT043

Figure 39. Power Supply Termination Assembly AN/ARC-116

(1) ILLUSTRATION		(2)	(3)	(4)	(5)	(6) DESCRIPTION	(7)	(8) QTY INC IN UNIT
(A) FIG NO	(B) ITEM NO	SMR CODE	NATIONAL STOCK NUMBER	FSCM	PART NUMBER	USABLE ON CODE	U/M	
39	1	XDHZZ		80063	SM-D-694315	PANEL	EA	3
39	2	PAHZZ	5310-00-145-1979	80063	SM-C-617837-7	WASHER, FLAT	EA	6
39	3	PAHZZ	5310-00-928-2690	96906	MS35338-134	WASHER, LOCK	EA	6
39	4	PAHZZ	5310-00-938-2013	96906	MS35649-224	NUT, PLAIN, HEXAGON	EA	6
39	5	XDHZZ	5940-00-168-3402	80063	SM-B-694305-1	TERMINAL, STUD	EA	6
39	6	PAHZZ		96906	MS22684/03-0132	RESIST FIXED FILM	EA	1
39	7	PAHZZ		96906	MS22684/04-0104	RESIST FIXED FILM	EA	1
39	8	XDHZZ		80063	SM-B-694302-3	NUT, SELF-LOCK PLATE	EA	18
39	9	XDHZZ	5905-00-778-4902	81349	M22684-04-0080	RESISTOR, FIXED, FILM	EA	1
39	10	XDHZZ		80063	SM-B-595946-2	RIVET TUBULAR	EA	26
39	11	XDHZZ		80063	SM-B-694311	CHASSIS	EA	1
39	12	PAHZZ	5310-00-880-7010	96906	MS21042L02	NUT, SELF-LOCKING, EX	EA	6
39	13	XDHZZ	5905-00-111-4726	81349	RE60G1100	RESISTOR, FIXED, WIRE	EA	1
39	14	PAHZZ	5975-00-727-5153	96906	MS3367-4-9	STRAP, TIEDOWN, ELECT	EA	6
39	15	PAHZZ		96906	MS22684/03-0166	RESIST FIXED FILM	EA	1
39	16	PAHZZ	5310-00-807-1471	96906	MS21042L04	NUT, SELF-LOCKING, EX	EA	6
39	17	PAHZZ	5310-00-595-6211	96906	MS15795-803	WASHER, FLAT	EA	6
39	18	PAHZZ	5935-00-578-3489	96906	MS16108-2A	JACK, TIP	EA	10
39	19	PAHZZ	5305-00-054-5638	96906	MS51957-4	SCREW, MACHINE	EA	6
39	20	PAHZZ	5935-00-419-5417	80063	SM-A-617934-2	CONNECTOR BODY, RECE	EA	2
39	21	PAHZZ	5999-00-463-3168	80063	SM-A-617935-1	CONTACT, ELECTRICAL	EA	100
39	22	PAHZZ	5935-00-577-2336	96906	MS16108-3A	JACK, TIP	EA	3
39	23	PAHZZ	5305-00-054-5636	96906	MS51957-2	SCREW, MACHINE	EA	12
39	24	PAHZZ	5305-00-054-5649	96906	MS51957-15	SCREW, MACHINE	EA	18
39	25	PAHZZ	5310-00-595-6211	96906	MS15795-803	WASHER, FLAT	EA	18



EL7AT044

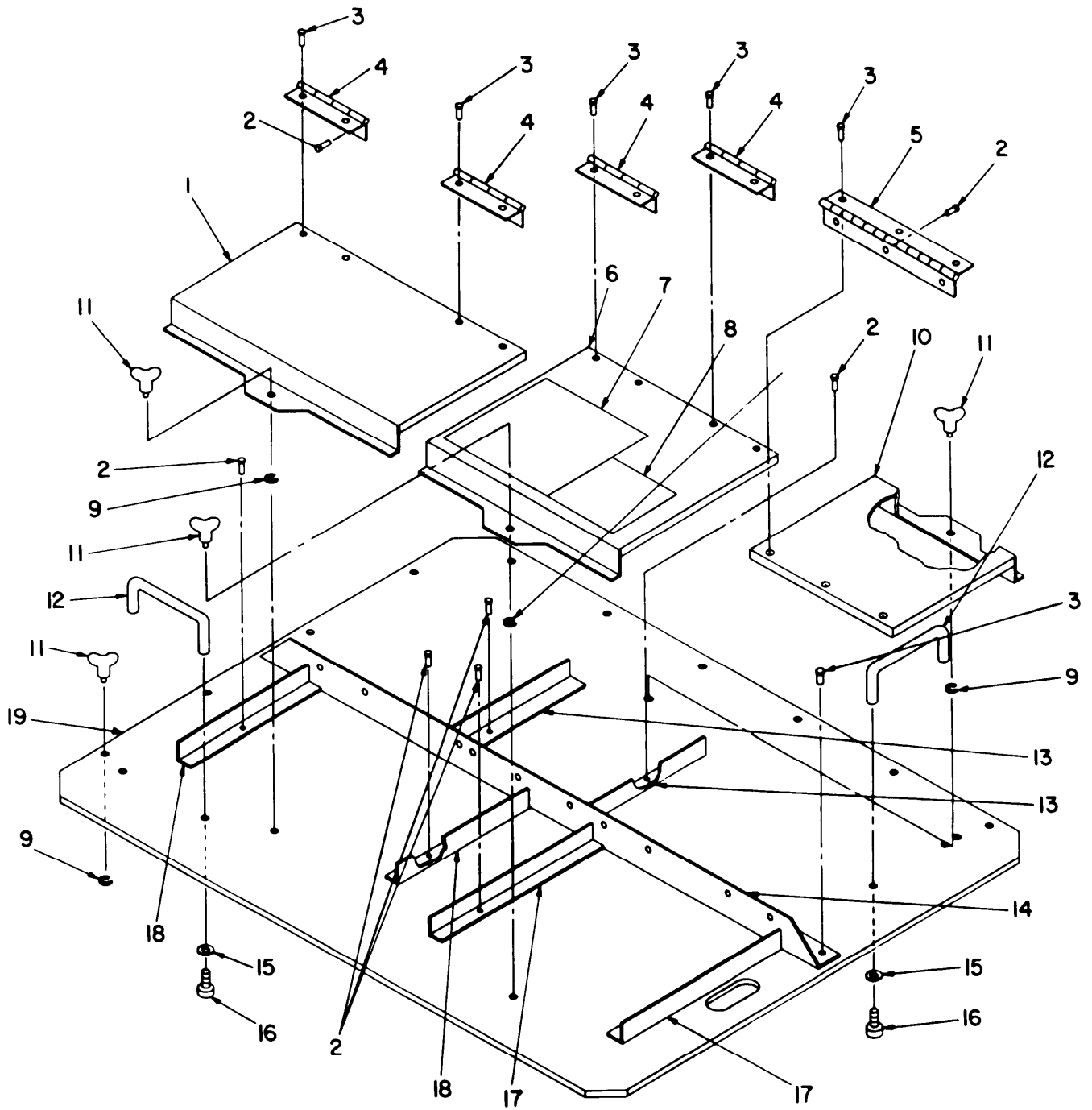
Figure 40. Case, Electrical Equipment Maintenance Kit



SECTION II

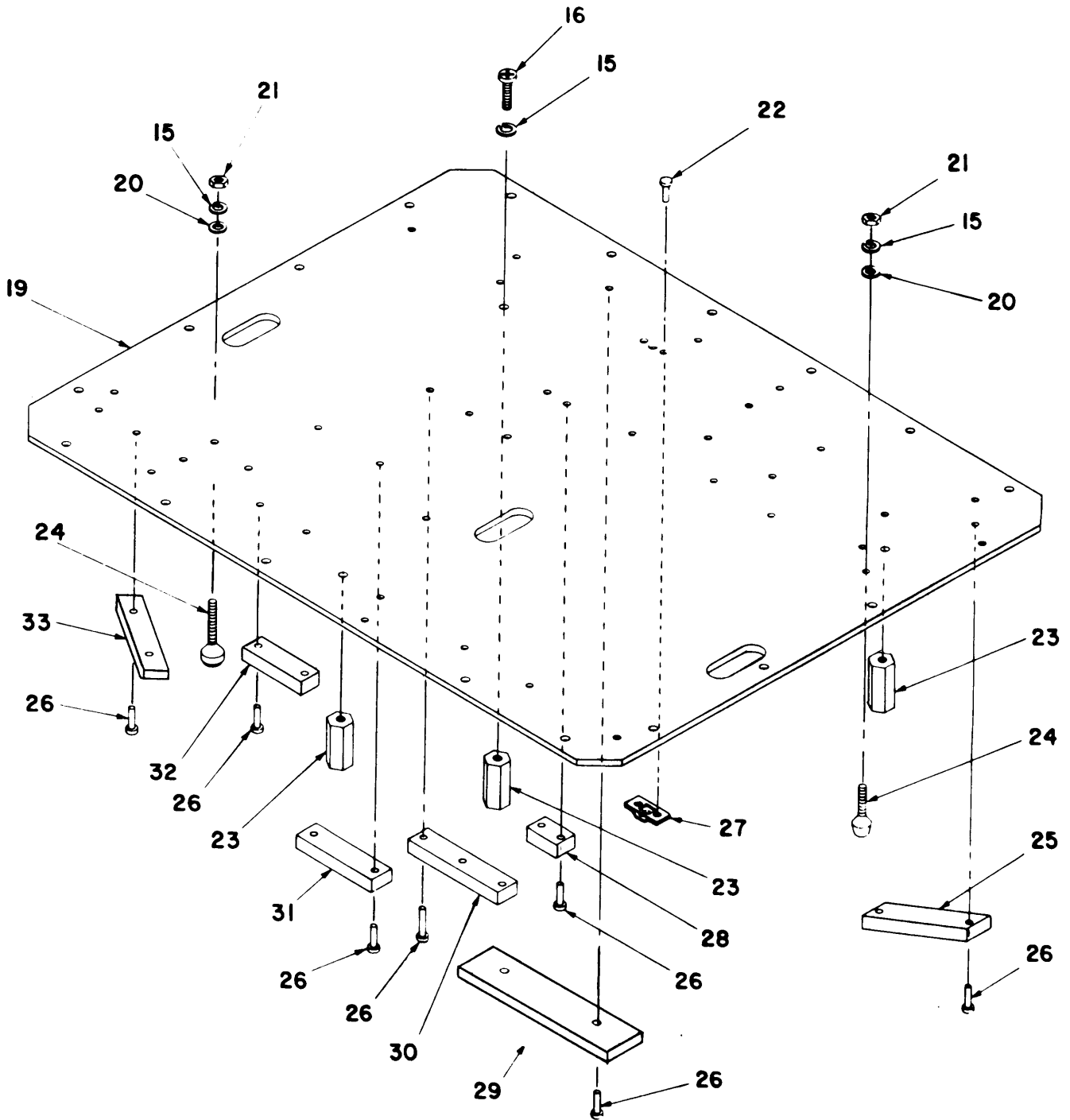
(1) ILLUSTRATION		(2)	(3)	(4)	(5)	(6) DESCRIPTION	(7)	(8)
(A) FIG NO	(B) ITEM NO	SMR CODE	NATIONAL STOCK NUMBER	FSCM	PART NUMBER		USABLE ON CODE	QTY INC IN U/M UNIT
40	1	XDHZZ		80063	SM-B-694455	INSERT CASE LOWER	EA	1
40	2	XDHZZ		80063	SM-B-625848-21	RECEPTACLE	EA	40
40	3	XDHZZ	5320-00-584-0672	96906	MS20426AD3-6	RIVET,SOLID	EA	80
40	4	XDHZZ		80063	SM-B-625849	PLATE ASBY LOWER	EA	1
40	5	XDHZZ		80063	SM-B-625848	PLATE ASBY UP HD DN	EA	1
40	6	XDHZZ		80063	SM-E-625823	INSERT CASE UPPER	EA	1
40	7	XDHZZ		80063	SM-D-625822	CASE	EA	1





EL7ATO45

Figure 41. Plate Assembly, Upper, P/O Case Top View  
(Sheet 1 of 2)



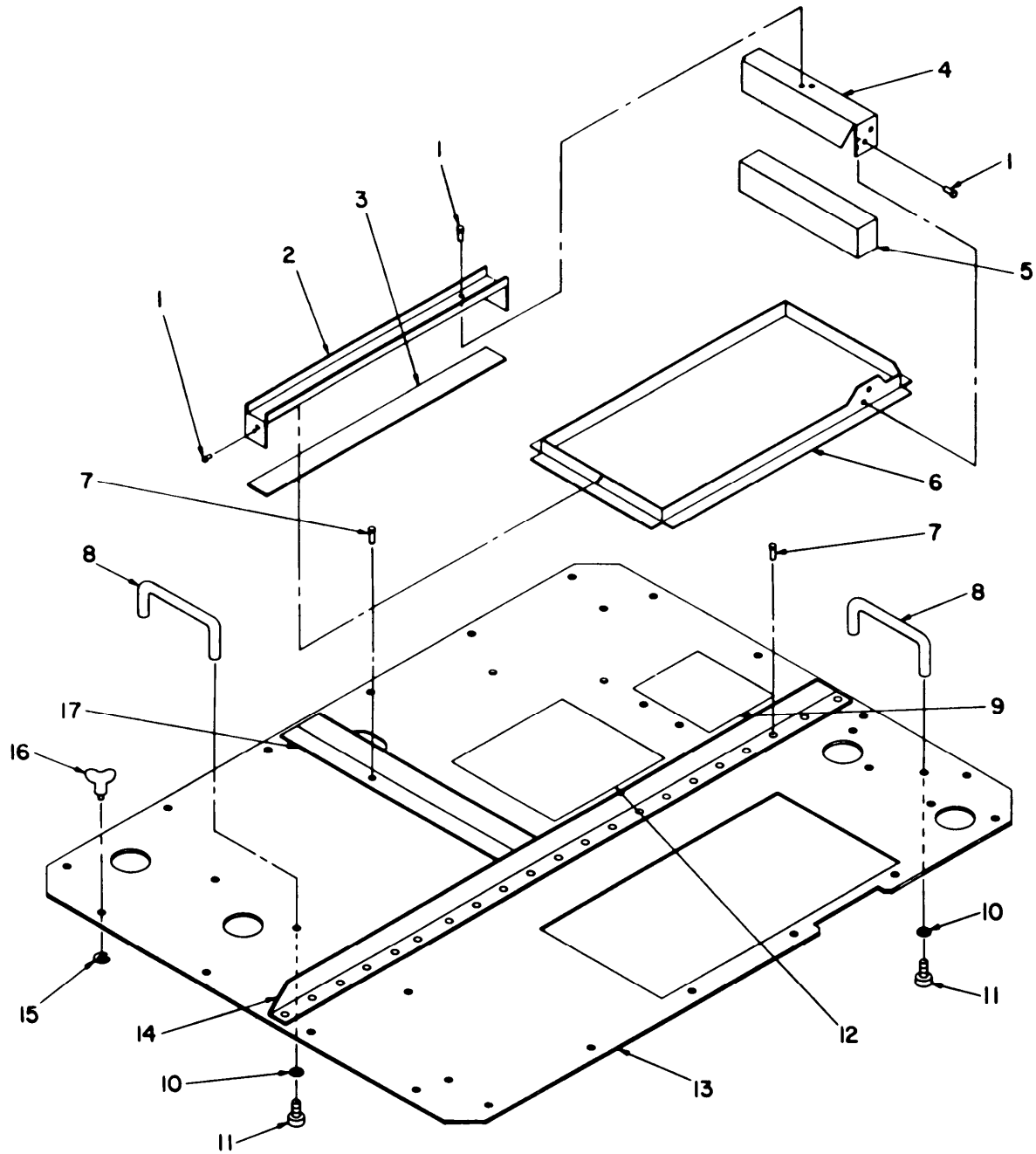
EL7AT046

Figure 41. Plate Assembly, Upper, P/O Case Bottom View

(Sheet 2 of 2)

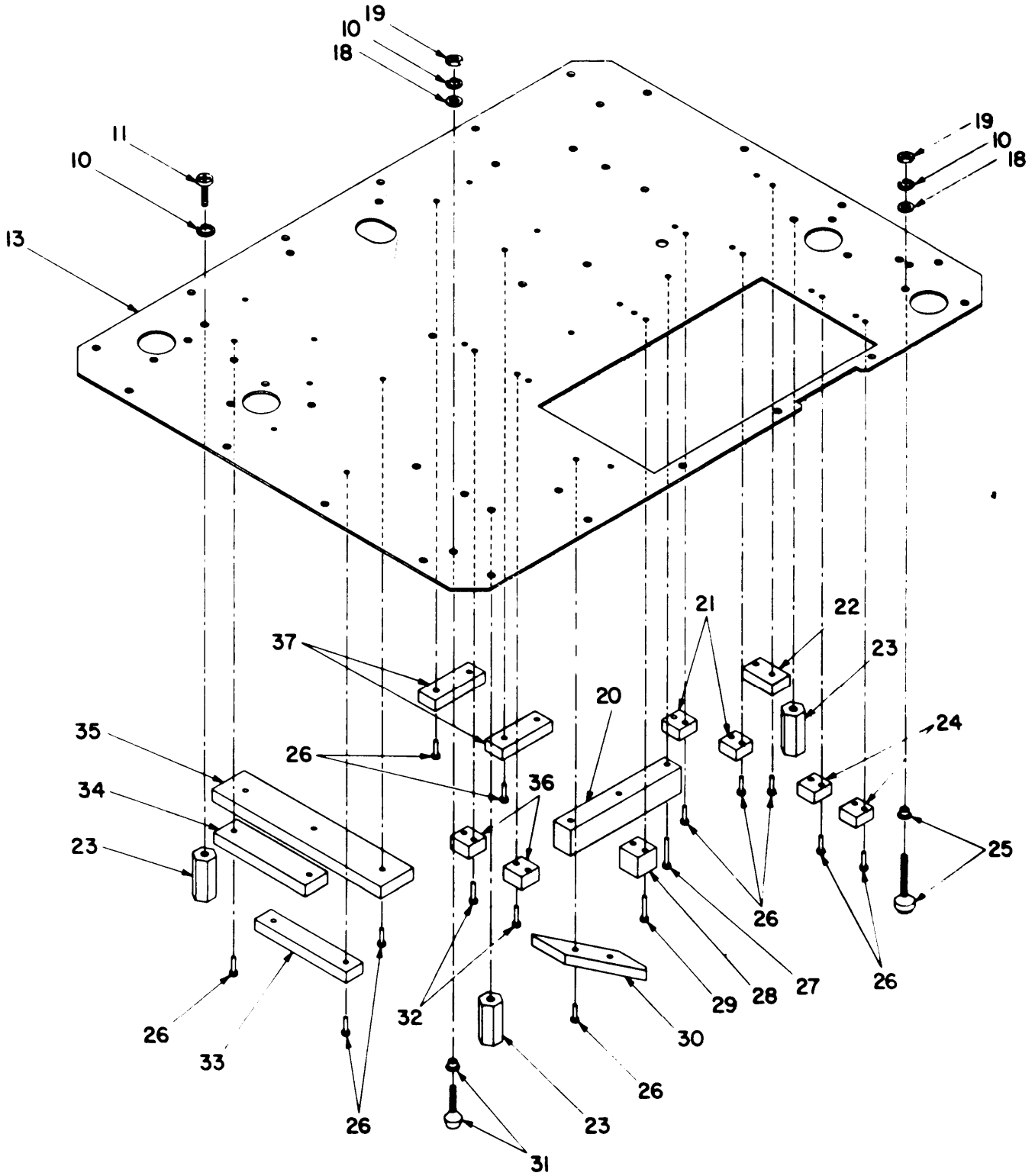
(1) ILLUSTRATION (A) FIG NO	(2) (B) ITEM NO	(3) SMR CODE	(4) NATIONAL STOCK NUMBER	(5) FSCM	(6) PART NUMBER	(7) DESCRIPTION  USABLE ON CODE	(8) QTY INC IN UNIT
41	1	XDHZZ		80063	SM-B-625848-6	COVER	EA 1
41	2	XDHZZ		96906	MS20426AD3-5	RIVET	EA 31
41	3	XDHZZ	5320-00-117-6951	96906	MS20426AD4-6	RIVET, SOLID	EA 50
41	4	XDHZZ		80063	SM-B-625848-16	HINGE	EA 4
41	5	XDHZZ		80063	SM-B-625848-17	HINGE	EA 1
41	6	XDHZZ		80063	SM-B-625848-7	COVER	EA 1
41	7	XDHZZ		80063	SM-A-625760-2	PLATE ID, UPPER HOLD DOWN	EA 1
41	8	XDHZZ		80063	SM-A-625760-1	PLATE IDENT	EA 1
41	9	XDHZZ		80063	SM-B-625848-23	RETAINER	EA 50
41	10	XHDZZ		80063	SM-B-625848-8	COVER	EA 1
41	11	XDHZZ		80063	SM-B-625848-22	STUD	EA 25
41	12	XDHZZ		80063	SM-B-625848-19	HANDLE	EA 2
41	13	XDHZZ		80063	SM-B-625848-4	ANGLE	EA 2
41	14	XDHZZ		80063	SM-B-625848-5	ANGLE	EA 1
41	15	PAHZZ	5310-00-933-8120	96906	MS35338-138	WASHER, LOCK	EA 29
41	16	PAHZZ	5305-00-059-3660	96906	MS51958-64	SCREW, MACHINE	EA 4
41	17	XDHZZ		80063	SM-B-625848-2	ANGLE	EA 2
41	18	XDHZZ		80063	SM-B-625848-3	ANGLE	EA 2
41	19	XDHZZ		80063	SM-E-694388	PLATE ASSEMBLY	EA 1
41	20	PAHZZ	5310-00-619-1148	96906	MS15795-808	WASHRE, FLAT	EA 22
41	21	XDHZZ		80063	SM-B-625848-20	NUT PLAIN CLINCH	EA 22
41	22	XDHZZ		96906	MS20426AD3-4	RIVET	EA 11
41	23	XDHZZ		80063	SM-B-625848-18	SPACER	EA 3
41	24	XDHZZ		80063	SM-B-625848-24	PRESSURE PAD	EA 22
41	25	XDHZZ		80063	SM-B-625848-14	BLOCK	EA 1
41	26	XDHZZ		80063	SM-B-625848-25	RIVET TUBULAR	EA 22
41	27	XDHZZ		80063	SM-B-625848-26	PRESSURE PAD	EA 2
41	28	XDHZZ		80063	SM-B-625848-13	BLOCK	EA 1
41	29	XDHZZ		80063	SM-B-625848-12	BLOCK	EA 1
41	30	XDHZZ		80063	SM-B-625848-15	BLOCK	EA 1
41	31	XDHZZ		80063	SM-B-625848-11	BLOCK	EA 1
41	32	XDHZZ		80063	SM-B-625848-10	BLOCK	EA 1
41	33	XDHZZ		80063	SM-B-625848-9	BLOCK	EA 1





EL7AT047

Figure 42. Plate Assembly, Lower, P/O Case Top View  
(Sheet 1 of 2)



EL7AT048

Figure 42. Plate Assembly, Lower, P/O Case Bottom View  
(Sheet 2 of 2)



(1) ILLUSTRATION (A) FIG NO	(2) (B) ITEM NO	(3) SMR CODE	(4) NATIONAL STOCK NUMBER	(5) FSCM	(6) PART NUMBER	(7) DESCRIPTION  USABLE ON CODE	(8) QTY INC IN UNIT
42	1	XDHZZ	5320-00-117-6939	96906	MS20426AD3-5	RIVET,SOLID	EA 28
42	2	XDHZZ		80063	SM-B-625849-5	STIFFENER	EA 1
42	3	XDHZZ		80063	SM-B-625849-14	PAD	EA 1
42	4	XDHZZ		80063	SM-B-625849-6	STIFFENER	EA 1
42	5	XDHZZ		80063	SM-B-625849-15	PAD	EA 1
42	6	XDHZZ		80063	SM-B-625849-4	FRAME	EA 1
42	7	XDHZZ	5320-00-117-6951	96906	MS20426AD4-6	RIVET,SOLID	EA 21
42	8	XDHZZ		80063	SM-B-625848-19	HANDLE	EA 1
42	9	XDHZZ		80063	SM-A-625760-3	PLATE IDENT	EA 1
42	10	PAHZZ	5310-00-933-8120	96906	MS35338-138	WASHER,LOCK	EA 2
42	11	PAHZZ	5305-00-059-3660	96906	MS51958-64	SCREW,MACHINE	EA 2
42	12	XDHZZ		80063	SM-A-625760-4	PLATE IDENT	EA 1
42	13	XDHZZ		80063	SM-B-625849-1	PLATE	EA 1
42	14	XDHZZ		80063	SM-B-625849-3	ANGLE	EA 1
42	15	XDHZZ		80063	SM-B-625848-23	RETAINER	EA 20
42	16	XDHZZ		80063	SM-B-625848-22	STUD	EA 20
42	17	XDHZZ		80063	SM-B-625849-2	ANGLE	EA 1
42	18	PAHZZ	5310-00-619-1148	96906	MS15795-808	WASHER,FLAT	EA 3
42	19	XDHZZ		80063	SM-B-625848-20	NUT PLAIN CLINCH	EA 3
42	20	XDHZZ		80063	SM-B-694460	BLOCK	EA 1
42	21	XDHZZ		80063	SM-B-625849-8	BLOCK	EA 1
42	22	XDHZZ		80063	SM-B-625849-9	BLOCK	EA 1
42	23	XDHZZ		80063	SM-B-625849-16	SPACER	EA 2
42	24	XDHZZ		80063	SM-B-625849-25	BLOCK	EA 2
42	25	XDHZZ		80063	SM-B-625849-21	PRESSURE PAD	EA 12
42	26	XDHZZ		80063	SM-B-625849-23	RIVET TUBULAR	EA 6
42	27	XDHZZ		80063	SM-B-625849-30	RIVET	EA 30
42	28	XDHZZ		80063	SM-B-694461-3	BLOCK	EA 2
42	29	XDHZZ		80063	SM-B-625849-29	RIVET	EA 2
42	30	XDHZZ		80063	SM-B-625849-12	BLOCK	EA 1
42	31	XDHZZ		80063	SM-B-625849-22	PRESSURE PAD	EA 9
42	32	XDHZZ		80063	SM-B-625849-23	RIVET TUBULAR	EA 2
42	33	XDHZZ		80063	SM-B-625849-10	BLOCK	EA 1
42	34	XDHZZ		80063	SM-B-694459	BLOCK	EA 1
42	35	XDHZZ		80063	SM-B-694462	BLOCK	EA 1
42	36	XDHZZ		80063	SM-B-694461-2	BLOCK	EA 1
42	37	XDHZZ		80063	SM-B-625849-7	BLOCK	EA 1

SECTION IV

NATIONAL STOCK NUMBER AND PART NUMBER INDEX

NOTE: LATEST NATIONAL STOCK NUMBER AND PART NUMBER ASSIGNMENTS ARE INCLUDED AT END OF INDEX

STOCK NUMBER	FIGURE NO	ITEM NO	STOCK NUMBER	FIGURE NO	ITEM NO
5305-00-054-5636	37	23	5935-00-168-8007	17	3
5305-00-054-5636	38	19	5935-00-168-8008	4	26
5305-00-054-5636	39	23	5935-00-168-8009	4	37
5305-00-054-5637	4	18	5935-00-168-8010	4	25
5305-00-054-5637	5	18	5935-00-168-8011	4	24
5305-00-054-5637	6	16	5935-00-168-8012	5	24
5305-00-054-5638	5	36	5935-00-168-8013	6	23
5305-00-054-5638	6	34	5120-00-169-0132	2	3
5305-00-054-5638	37	22	5120-00-169-0135	24	2
5305-00-054-5638	38	18	5935-00-177-2064	5	27
5305-00-054-5638	39	19	6625-00-179-1703	2	13
5305-00-054-5639	5	40	6625-00-179-1778	3	4
5305-00-054-5644	32	29	6625-00-179-1779	2	33
5305-00-054-5647	32	6	6625-00-179-1780	2	28
5305-00-054-5648	36	1	6625-00-179-1781	2	24
5305-00-054-5649	4	16	6625-00-179-1817	2	34
5305-00-054-5649	5	16	6625-00-179-1820	2	35
5305-00-054-5649	6	13	6625-00-179-1827	3	5
5305-00-054-5649	7	16	6625-00-179-1828	2	30
5305-00-054-5649	37	26	6625-00-179-1833	2	23
5305-00-054-5649	39	24	6625-00-179-1835	2	31
5305-00-054-5650	8	6	6625-00-179-1836	2	32
5305-00-054-6651	26	5	6625-00-179-1837	3	3
5305-00-054-6651	26	5	6625-00-179-1838	3	7
5305-00-054-6659	27	1	6625-00-179-1846	3	8
5305-00-054-6668	32	7	6625-00-179-1864	3	10
5315-00-056-9386	32	28	6625-00-179-1865	3	9
5305-00-059-3660	41	16	6625-00-179-1866	2	14
5305-00-059-3660	42	11	6625-00-179-1868	1	13
5340-00-061-4793	33	10	6625-00-179-1869	1	14
5305-00-068-5414	35	24	6625-00-179-1875	1	2
5320-00-081-7418	7	13	6625-00-179-1887	2	1
5905-00-111-4726	39	13	6625-00-179-1889	2	16
5935-00-114-8767	18	5	6625-00-179-1890	22	7
5935-00-115-8514	18	4	6625-00-179-1893	2	8
5320-00-117-6939	42	1	6625-00-179-1895	1	6
5320-00-117-6951	41	3	6625-00-179-1896	2	26
5320-00-117-6951	42	7	6625-00-179-2187	2	25
5935-00-134-5297	5	41	6130-00-179-2840	2	12
5935-00-134-5297	18	4	3120-00-182-8147	34	5
5985-00-134-5442	1	3	3120-00-182-8148	34	2
5935-00-134-5609	1	9	3120-00-182-8153	34	3
5935-00-134-5612	16	2	3120-00-182-8155	33	3
5999-00-142-5737	5	37	3120-00-182-8156	33	1
5999-00-142-5737	6	37	3120-00-182-8157	33	2
5310-00-145-1979	4	30	5315-00-223-6184	32	4
5310-00-145-1979	37	21	5360-00-242-7516	32	11
5310-00-145-1979	38	2	5935-00-247-8405	18	4
5310-00-145-1979	39	2	5935-00-247-8406	18	5
5120-00-150-5958	2	4	5340-00-290-4481	35	19
5120-00-150-5962	1	11	5365-00-298-6564	32	20
5120-00-150-5963	22	6	5940-00-411-8492	5	30
5120-00-150-5964	22	12	5935-00-419-5417	5	44
5120-00-150-5965	22	11	5935-00-419-5417	18	5
5120-00-150-5966	22	9	5935-00-419-5417	38	21
5305-00-151-5676	28	1	5935-00-419-5417	39	20
5305-00-151-5676	29	1	5999-00-463-3168	18	3
5305-00-151-5676	30	1	5999-00-463-3168	18	3
5340-00-151-7118	26	17	5999-00-463-3168	18	3
5340-00-151-7119	27	6	5999-00-463-3168	18	3
5340-00-151-7120	26	9	5999-00-463-3168	38	22
5340-00-151-7121	33	16	5999-00-463-3168	39	21
5305-00-151-7959	34	19	5935-00-469-8162	5	25
5305-00-151-7971	34	12	3460-00-481-3701	33	24
5305-00-157-8368	35	6	5935-00-491-6302	20	4
5305-00-157-8369	35	20	6625-00-495-0679	2	21
5305-00-157-8370	35	25	6625-00-495-0680	2	29
3120-00-158-2232	35	3	5999-00-497-9274	18	1
3120-00-158-2281	35	4	5999-00-497-9274	18	1
3120-00-158-2285	35	8	5999-00-497-9274	18	1
3120-00-158-2297	35	9	5999-00-497-9274	18	1
5940-00-168-3402	38	5	6625-00-503-6064	2	22
5940-00-168-3402	39	5	5940-00-513-3264	36	5
5999-00-168-4021	5	43	5940-00-513-3264	36	5
8125-00-168-6891	1	15	5935-00-577-2336	4	9
8125-00-168-6892	2	36	5935-00-577-2336	6	10
5340-00-168-6985	4	2	5935-00-577-2336	7	6
5340-00-168-6985	5	2	5935-00-577-2336	37	24
5340-00-168-6985	7	2	5935-00-577-2336	38	20
5970-00-168-7698	5	34	5935-00-577-2336	39	22

TM11-6625-2414-24P  
SECTION IV  
NATIONAL STOCK NUMBER AND PART NUMBER INDEX

STOCK NUMBER	FIGURE NO	ITEM NO	STOCK NUMBER	FIGURE NO	ITEM NO
5935-00-577-2337	4	5	5935-00-763-0858	18	4
5935-00-577-2337	6	2	5305-00-763-7822	4	17
5935-00-577-2337	7	11	5305-00-763-7822	5	46
5935-00-578-3489	4	12	5305-00-763-7822	6	42
5935-00-578-3489	5	10	5120-00-764-8080	26	7
5935-00-578-3489	6	9	5120-00-764-8080	26	7
5935-00-578-3489	37	20	5935-00-768-4232	4	6
5935-00-578-3489	38	17	5905-00-769-8525	38	9
5935-00-578-3489	39	18	5905-00-778-4902	39	9
5320-00-584-0672	40	3	5935-00-789-6204	14	1
5310-00-595-6211	4	15	5340-00-797-5206	25	2
5310-00-595-6211	5	17	5310-00-807-1471	5	42
5310-00-595-6211	6	12	5310-00-807-1471	6	40
5310-00-595-6211	7	15	5310-00-807-1471	37	16
5310-00-595-6211	32	5	5310-00-807-1471	38	14
5310-00-595-6211	36	2	5310-00-807-1471	39	16
5310-00-595-6211	36	2	5935-00-811-7385	7	23
			5935-00-811-7385	14	2
5310-00-595-6211	37	18	6145-00-812-5034	18	2
5310-00-595-6211	38	16	6145-00-812-5034	18	2
5310-00-595-6211	38	24	5340-00-825-4826	32	10
5310-00-595-6211	39	17	5315-00-865-9667	25	5
5310-00-595-6211	39	25	5310-00-880-5978	26	18
5365-00-598-1138	20	9	5310-00-880-5978	26	18
5365-00-598-1138	34	10	5310-00-880-7010	37	9
5365-00-598-1138	35	28	5310-00-880-7010	39	12
5310-00-619-1148	20	10	5935-00-925-3718	7	25
5310-00-619-1148	41	20	5310-00-928-2690	4	19
5310-00-619-1148	42	18	5310-00-928-2690	5	19
5935-00-681-5690	4	7	5310-00-928-2690	38	3
5935-00-681-5690	6	8	5310-00-928-2690	39	3
5935-00-681-5690	7	9	5310-00-929-6395	36	6
5935-00-685-9396	4	13	5310-00-929-6395	36	6
5935-00-685-9396	5	5	5310-00-933-8118	8	7
5935-00-685-9396	6	4	5310-00-933-8120	41	15
5935-00-685-9396	7	4	5310-00-933-8120	42	10
5935-00-685-9416	4	8	5310-00-934-9765	35	7
5935-00-702-4199	7	10	6625-00-935-5213	3	2
5305-00-717-6950	21	3	6625-00-935-5227	3	1
5310-00-722-5998	26	4	5310-00-938-2013	5	31
5310-00-722-5998	26	4	5310-00-938-2013	38	4
5365-00-725-0969	26	8	5310-00-938-2013	39	4
5975-00-727-5153	4	3	5305-00-945-0506	4	45
5975-00-727-5153	5	7	5305-00-948-4033	6	20
5975-00-727-5153	6	7	5305-00-959-0382	32	18
5975-00-727-5153	7	5	5905-00-985-6111	38	8
5975-00-727-5153	37	4	5935-00-988-4277	7	17
5975-00-727-5153	38	6	5305-00-988-7602	32	22
5975-00-727-5153	39	14	5935-00-990-1481	7	18
5305-00-728-1403	5	26	5935-01-012-7933	7	22
5935-00-733-6587	5	4	5935-01-012-7933	14	5
5935-00-762-0312	5	8	5935-01-104-5326	4	43
6145-00-762-4845	17	2	5935-01-104-5326	19	2

FSCM	PART NUMBER	FIGURE NO	ITEM NO	FSCM	PART NUMBER	FIGURE NO	ITEM NO
88044	AN56FC8H6	35	12	96906	MS15795-803	32	5
80058	CG-3475/U	3	1	96906	MS15795-803	36	2
80058	CX-10894/AR	3	2	96906	MS15795-803	36	2
80058	CX-12182/U	3	5	96906			
80058	CX-12183/U	3	6	96906	MS15795-803	37	18
80058	CX-12184/U	3	3	96906	MS15795-803	38	16
80058	CX-12186/U	3	4	96906	MS15795-803	38	24
80058	CX-12187/U	3	8	96906	MS15795-803	39	17
80058	CX-12188/U	3	9	96906	MS15795-803	39	25
80058	CX-12189/U	3	10	96906	MS15795-805	26	4
80058	CX-12854/U	3	7	96906	MS15795-805	26	4
96906	MS-16108-5A	7	11	96906	MS15795-807	26	18
96906	MS-22684/02-0232	36	13	96906	MS15795-807	26	18
96906	MS-353380134	6	17	96906	MS15795-808	20	10
96906	MS122238	33	10	96906	MS15795-808	41	20
96906	MS122240	33	27	96906	MS15795-808	42	18
96906	MS122241	34	20	96906	MS15957-14	36	1
96906	MS15795-803	4	15	96906	MS16108-1A	4	13
96906	MS15795-803	5	17	96906	MS16108-1A	5	5
96906	MS15795-803	6	12	96906	MS16108-1A	6	4
96906	MS15795-803	7	15	96906	MS16108-1A	7	4
96906	MS15795-803	10	4	96906	MS16108-2A	4	12

## NATIONAL STOCK NUMBER AND PART NUMBER INDEX

FSCM	PART NUMBER	FIGURE NO	ITEM NO	FSCM	PART NUMBER	FIGURE NO	ITEM NO
96906	MS16108-2A	5	10	96906	MS35338-136	36	6
96906	MS16108-2A	6	9	96906	MS35338-138	41	15
96906	MS16108-2A	37	20	96906	MS35338-138	42	10
96906	MS16108-2A	38	17	96906	MS35649-224	5	31
96906	MS16108-2A	39	18	96906	MS35649-224	6	29
96906	MS16108-3A	4	9	96906	MS35649-224	38	4
96906	MS16108-3A	6	10	96906	MS35649-224	39	4
96906	MS16108-3A	7	6	96906	MS35650-304	35	7
96906	MS16108-3A	37	24	96906	MS35672-3	32	4
96906	MS16108-3A	38	20	96906	MS35674-3	25	4
96906	MS16108-3A	39	22	96906	MS51957-11	32	29
80063	MS16108-4A	5	9	96906	MS51957-13	32	6
96906	MS16108-4A	4	8	96906	MS51957-14	36	1
96906	MS16108-5A	4	5	96906	MS51957-15	4	16
96906	MS16108-5A	6	2	96906	MS51957-15	5	16
96906	MS16108-7A	4	7	96906	MS51957-15	6	13
96906	MS16108-7A	6	8	96906	MS51957-15	7	16
96906	MS16108-7A	7	9	96906	MS51957-15	37	26
96906	MS16535-12	7	13	96906	MS51957-15	39	24
96906	MS16555-43	34	18	96946	MS51957-15	38	23
96906	MS16555-640	32	28	96906	MS51957-16	8	6
96906	MS16562-1	25	5	96906	MS51957-16	9	6
96906	MS16624-4025	32	20	96906	MS51957-16	10	6
96906	MS16633-4012	20	9	96906	MS51957-16	12	5
96906	MS16633-4012	34	10	96906	MS51957-18	10	7
96906	MS16633-4012	35	28	96906	MS51957-18	10	7
96906	MS16633-4018	26	8	96906	MS51957-2	37	23
96906	MS16695-38	35	15	96906	MS51957-2	38	19
96906	MS16995-11	35	24	96906	MS51957-2	39	23
96906	MS16995-17	32	18	96906	MS51957-27	26	5
96906	MS16995-26	32	22	96906	MS51957-27	26	5
96906	MS20426AD3-5	42	1	96906	MS51957-3	4	18
96906	MS20426AD3-6	40	3	96906	MS51957-3	5	18
96906	MS20426AD4-6	41	3	96906	MS51957-3	6	16
96906	MS20426AD4-6	42	7	96906	MS51957-3	8	1
96906	MS21042L02	37	9	96906	MS51957-3	9	1
96906	MS21042L02	39	12	96906	MS51957-3	10	18
96906	MS21042L04	5	42	96906	MS51957-3	12	1
96906	MS21042L04	6	40	96906	MS51957-35	27	1
96906	MS21042L04	10	10	96906	MS51957-4	5	35
96906	MS21042L04	37	16	96906	MS51957-4	6	34
96906	MS21042L04	38	14	96906	MS51957-4	37	22
96906	MS21042L04	39	16	96906	MS51957-4	38	18
96906	MS21042402	38	12	96906	MS51957-4	39	19
96906	MS21208C0620	32	10	96906	MS51957-43	32	7
96906	MS21208C4-15	35	19	96906	MS51957-5	5	40
96906	MS22684/02-0132	36	14	96906	MS51957-5	6	33
96906	MS22684/02-0242	36	13	96906	MS51958 -64	42	11
96906	MS22684/03-0128	37	15	96906	MS51958-58	20	7
96906	MS22684/03-0132	39	6	96906	MS51958-64	41	16
96906	MS22684/03-0166	39	15	96906	MS51959-14	4	17
96906	MS22684/04-0080	37	5	96906	MS51959-14	5	46
96906	MS22684/04-0104	39	7	96906	MS51959-14	6	42
96906	MS24585C157	32	11	96906	MS51963-9	21	3
96906	MS3122E14-19P	7	18	96906	MS77070-2	36	5
96906	MS3122E14-19S	7	17	96906	MS77070-2	36	5
96906	MS3122E18-32SX	7	25	80058	MX-8503/AR	2	23
96906	MS3122E18-325	4	46	80058	MX-8504/AR	2	30
96906	MS3122E18-325	6	41	80058	MX-8505/AR	2	31
96906	MS3122E18325	5	45	80058	MX-8506/AR	2	32
96906	MS3367-4-9	4	3	80058	MX-8507/AR	2	33
96906	MS3367-4-9	5	7	80058	MX-8508/AR	2	35
96906	MS3367-4-9	6	7	80058	MX-8509/AR	2	28
96906	MS3367-4-9	7	5	80058	MX-8510/AR	2	24
96906	MS3367-4-9	37	4	80058	MX-8511/AR	2	34
96906	MS3367-4-9	38	6	80058	MX-8527/AR	2	25
96906	MS3367-4-9	39	14	81349	M17/93-RG178	18	2
96906	MS35275-207	4	22	81349	M22684-03-0120	38	9
96906	MS35275-207	6	20	81349	M22684-04-0080	39	9
96906	MS35275-216	4	45	81349	M22684-04-0092	38	8
96906	MS35338-134	4	19	81349	M39024/10-02	7	10
96906	MS35338-134	5	19	81349	M39024/10-03	5	8
96906	MS35338-134	10	17	81349	M39024/10-05	5	4
96906	MS35338-134	38	3	81349	M39024/10-08	4	6
96906	MS35338-134	39	3	80205	NAS1635-00-10	5	26
96906	MS35338-135	8	7	81349	REGOC1200	37	17
96906	MS35338-135	9	7	81349	RE60G1100	39	13
96906	MS35338-135	10	5	81349	RE60G2200	38	15
96906	MS35338-135	12	6	81349	RE60G8R20	37	14
96906	MS35338-136	36	6	81349	RE60G82R0	38	13

## NATIONAL STOCK NUMBER AND PART NUMBER INDEX

FSCM	PART NUMBER	FIGURE NO	ITEM NO	FSCM	PART NUMBER	FIGURE NO	ITEM NO
81349	RG-178B/U	18	2	80063	SM-A-618655-1	17	2
81349	RG-178B/U	18	2	80063	SM-A-625452-1	4	10
81349	RG178B/U	18	2	80063	SM-A-625452-1	5	6
81349	RG18 A/U	13	2	80063	SM-A-625452-1	6	6
80063	SM-A-595802-2	13	3	80063	SM-A-625452-1	7	7
80063	SM-A-595804-7	20	2	80063	SM-A-625468-18	4	40
80063	SM-A-595804-8	20	3	80063	SM-A-625471-3	13	1
80063	SM-A-595805-3	20	4	80063	SM-A-625484-015	7	23
80063	SM-A-595807-1	8	3	80063	SM-A-625484-015	14	2
80063	SM-A-595807-1	9	3	80063	SM-A-625484-15	7	22
80063	SM-A-595807-1	12	3	80063	SM-A-625484-15	14	5
80063	SM-A-597811-4	11	4	80063	SM-A-625760-1	41	8
80063	SM-A-617902-10	5	25	80063	SM-A-625760-3	42	9
80063	SM-A-617902-11	5	27	80063	SM-A-625760-4	42	12
80063	SM-A-617902-6	4	43	80063	SM-A-625793	1	3
80063	SM-A-617902-6	19	2	80063	SM-A-625799	21	12
80063	SM-A-617902-7	4	44	80063	SM-A-625801	1	7
80063	SM-A-617902-7	19	1	80063	SM-A-625810	2	9
80063	SM-A-617902-7	37	7	80063	SM-A-625812	1	1
80063	SM-A-617902-8	15	1	80063	SM-A-625815-2	24	4
80063	SM-A-617902-9	15	2	80063	SM-A-625815-3	24	5
80063	SM-A-617906-18	15	1	80063	SM-A-625815-4	24	6
80063	SM-A-617906-19	15	2	80063	SM-A-625817-2	2	6
80063	SM-A-617906-20	15	1	80063	SM-A-625817-3	2	10
80063	SM-A-617906-21	15	2	80063	SM-A-625817-4	2	7
80063	SM-A-617906-23	16	1	80063	SM-A-625863	21	7
80063	SM-A-617906-24	15	1	80063	SM-A-694300-2	25	3
80063	SM-A-617906-25	15	2	80063	SM-A-694302-12	36	11
80063	SM-A-617906-26	17	3	80063	SM-A-694302-12	36	11
80063	SM-A-617906-28	4	31	80063	SM-A-694303-10	36	10
80063	SM-A-617906-29	4	32	80063	SM-A-694303-10	36	10
80063	SM-A-617906-30	4	34	80063	SM-A-694304	36	7
80063	SM-A-617906-31	4	28	80063	SM-A-694304	36	7
80063	SM-A-617906-32	4	27	80063	SM-A-694343-1	8	11
80063	SM-A-617906-33	4	35	80063	SM-A-694343-10	9	11
80063	SM-A-617906-34	6	25	80063	SM-A-694343-7	12	12
80063	SM-A-617906-35	17	1	80063	SM-A-694346-1	8	12
80063	SM-A-617906-36	6	26	80063	SM-A-694346-2	9	12
80063	SM-A-617906-7	4	36	80063	SM-A-694346-2	12	11
80063	SM-A-617906-7	16	2	80063	SM-A-694347-2	22	2
80063	SM-A-617911-4	10	14	80063	SM-A-694347-3	21	2
80063	SM-A-617911-6	10	14	80063	SM-A-694392	22	3
80063	SM-A-617911-7	10	14	80063	SM-A-694448	8	9
80463	SM-A-617911-8	10	14	80063	SM-A-694448	9	9
80063	SM-A-617911-9	10	14	80063	SM-A-694452-4	12	9
80063	SM-A-617912-2	10	11	80063	SM-B-595937-2	4	33
80063	SM-A-617920-10	5	33	80063	SM-B-595937-2	5	30
80063	SM-A-617920-10	18	5	80063	SM-B-595937-2	6	27
80063	SM-A-617920-3	5	39	80063	SM-B-595940-1	25	2
80063	SM-A-617920-3	18	4	80063	SM-B-595945-2	4	21
80063	SM-A-617920-4	5	38	80063	SM-B-595945-2	5	21
80063	SM-A-617920-4	18	5	80063	SM-B-595945-2	6	19
80063	SM-A-617920-5	6	32	80063	SM-B-595945-2	7	21
80063	SM-A-617920-5	18	4	80063	SM-B-595946-2	37	11
80063	SM-A-617920-6	6	31	80063	SM-B-595946-2	38	10
80063	SM-A-617920-6	18	5	80063	SM-B-595946-2	39	10
80063	SM-A-617920-9	5	36	80063	SM-B-595946-4	4	48
80063	SM-A-617920-9	18	4	80063	SM-B-595946-4	5	13
80063	SM-A-617934-1	5	41	80063	SM-B-595946-4	6	44
80063	SM-A-617934-1	6	35	80063	SM-B-595946-4	36	8
80063	SM-A-617934-1	18	4	80063	SM-B-595946-4	36	8
80063	SM-A-617934-2	5	44	80063	SM-B-595958-3	36	4
80063	SM-A-617934-2	6	39	80063	SM-B-595958-3	36	4
80063	SM-A-617934-2	18	5	80063	SM-B-59720	7	24
80063	SM-A-617934-2	38	21	80063	SM-B-597520	14	3
80063	SM-A-617934-2	39	20	80063	SM-B-597522	7	19
80063	SM-A-617935-1	18	3	80063	SM-B-597522	14	4
80063	SM-A-617935-1	18	3	80063	SM-B-625701	1	2
80063	SM-A-617935-1	18	3	80063	SM-B-625706	1	13
80063	SM-A-617935-1	18	3	80063	SM-B-625711	1	14
80063	SM-A-617935-1	38	22	80063	SM-B-625716	2	14
80063	SM-A-617935-1	39	21	80063	SM-B-625789	1	9
80063	SM-A-617935-2	18	1	80063	SM-B-625790	1	8
80063	SM-A-617935-2	18	1	80063	SM-B-625792	2	13
80063	SM-A-617935-2	18	1	80063	SM-B-625795	1	4
80063	SM-A-617935-2	18	1	80063	SM-B-625797	2	26
80063	SM-A-617935-5	5	43	80063	SM-B-625797-1	34	16
80063	SM-A-617935-5	6	38	80063	SM-B-625797-10	34	21
80063	SM-A-617935-6	5	37	80063	SM-B-625797-11	34	11
80063	SM-A-617935-6	6	37	80063	SM-B-625797-12	34	19

## NATIONAL STOCK NUMBER AND PART NUMBER INDEX

FSCM	PART NUMBER	FIGURE NO	ITEM NO	FSCM	PART NUMBER	FIGURE NO	ITEM NO
80063	SM-B-625797-13	34	4	80063	SM-B-625848-22	41	11
80063	SM-B-625797-14	34	6	80063	SM-B-625848-22	42	16
80063	SM-B-625797-15	34	5	80063	SM-B-625848-23	41	9
80063	SM-B-625797-16	34	2	80063	SM-B-625848-23	42	15
80063	SM-B-625797-17	34	3	80063	SM-B-625848-24	41	24
80063	SM-B-625797-19	34	12	80063	SM-B-625848-25	41	26
80063	SM-B-625797-2	34	9	80063	SM-B-625848-3	41	18
80063	SM-B-625797-23	34	17	80063	SM-B-625848-4	41	13
80063	SM-B-625797-4	34	1	80063	SM-B-625848-5	41	14
80063	SM-B-625797-5	34	14	80063	SM-B-625848-6	41	1
80063	SM-B-625797-6	34	7	80063	SM-B-625848-7	41	6
80063	SM-B-625797-7	34	8	80063	SM-B-625848-8	41	10
80063	SM-B-625797-8	34	15	80063	SM-B-625848-9	41	33
80063	SM-B-625797-9	34	13	80063	SM-B-625849	40	4
80063	SM-B-625802	1	6	80063	SM-B-625849-1	42	13
80063	SM-B-625802-1	31	2	80063	SM-B-625849-10	42	33
80063	SM-B-625803	21	11	80063	SM-B-625849-12	42	30
80063	SM-B-625806	2	8	80063	SM-B-625849-14	42	3
80063	SM-B-625806-1	33	18	80063	SM-B-625849-15	42	5
80063	SM-B-625806-10	33	16	80063	SM-B-625849-16	42	23
80063	SM-B-625806-16	33	15	80063	SM-B-625849-2	42	17
80063	SM-B-625806-17	33	13	80063	SM-B-625849-23	42	26
80063	SM-B-625806-18	33	4	80063	SM-B-625849-23	42	32
80063	SM-B-625806-19	33	8	80063	SM-B-625849-25	42	24
80063	SM-B-625806-2	33	21	80063	SM-B-625849-3	42	14
80063	SM-B-625806-20	33	7	80063	SM-B-625849-4	42	6
80063	SM-B-625806-21	33	5	80063	SM-B-625849-5	42	2
80063	SM-B-625806-22	33	26	80063	SM-B-625849-6	42	4
80063	SM-B-625806-25	33	3	80063	SM-B-625849-7	42	37
80063	SM-B-625806-26	33	1	80063	SM-B-625849-8	42	21
80063	SM-B-625806-27	33	2	80063	SM-B-625849-9	42	22
80063	SM-B-625806-3	33	14	80063	SM-B-625850	1	17
80063	SM-B-625806-30	33	9	80063	SM-B-625850-1	23	1
80063	SM-B-625806-32	33	28	80063	SM-B-625853	2	18
80063	SM-B-625806-33	33	19	80063	SM-B-625853-1	28	3
80063	SM-B-625806-34	33	20	80063	SM-B-625853-1	29	3
80063	SM-B-625806-4	33	6	80063	SM-B-625853-1	30	3
80063	SM-B-625806-5	33	24	80063	SM-B-625853-2	28	2
80063	SM-B-625806-6	33	17	80063	SM-B-625853-2	29	2
80063	SM-B-625806-7	33	22	80063	SM-B-625853-2	30	2
80063	SM-B-625806-8	33	23	80063	SM-B-625853-3	28	1
80063	SM-B-625806-9	33	25	80063	SM-B-625853-3	29	1
80063	SM-B-625807	2	20	80063	SM-B-625853-3	30	1
80063	SM-B-625807-1	25	1	80063	SM-B-625855	2	19
80063	SM-B-625807-2	25	6	80063	SM-B-625855-1	27	8
80063	SM-B-625807-3	25	7	80063	SM-B-625855-2	27	5
80063	SM-B-625808	1	16	80063	SM-B-625855-3	27	3
80063	SM-B-625811-12	2	5	80063	SM-B-625855-4	27	6
80063	SM-B-625813-2	21	8	80063	SM-B-625855-5	27	4
80063	SM-B-625817-1	2	2	80063	SM-B-625855-6	27	2
80063	SM-B-625826	2	37	80063	SM-B-625855-7	27	7
80063	SM-B-625829	1	10	80063	SM-B-625855-8	27	9
80063	SM-B-625831	4	49	80063	SM-B-625856	22	7
80063	SM-B-625832	5	47	80063	SM-B-625857	2	16
80063	SM-B-625833	6	45	80063	SM-B-625857-1	26	13
80063	SM-B-625833-1	6	14	80063	SM-B-625857-10	26	6
80063	SM-B-625834	7	26	80063	SM-B-625857-10	26	6
80063	SM-B-625834-1	7	14	80063	SM-B-625857-11	26	7
80063	SM-B-625835	4	51	80063	SM-B-625857-11	26	7
80063	SM-B-625836	5	49	80063	SM-B-625857-12	26	16
80063	SM-B-625837	5	50	80063	SM-B-625857-12	26	16
80063	SM-B-625838	6	48	80063	SM-B-625857-16	26	19
80063	SM-B-625839	6	47	80063	SM-B-625857-16	26	19
80063	SM-B-625846	10	16	80063	SM-B-625857-2	26	3
80063	SM-B-625848	40	5	80063	SM-B-625857-4	26	10
80063	SM-B-625848-10	41	32	80063	SM-B-625857-5	26	17
80063	SM-B-625848-11	41	31	80063	SM-B-625857-6	26	9
80063	SM-B-625848-12	41	29	80063	SM-B-625857-7	26	2
80063	SM-B-625848-13	41	28	80063	SM-B-625857-8	26	1
80063	SM-B-625848-14	41	25	80063	SM-B-625860	2	17
80063	SM-B-625848-15	41	30	80063	SM-B-625861	2	1
80063	SM-B-625848-16	41	4	80063	SM-B-625861-2	26	3
80063	SM-B-625848-17	41	5	80063	SM-B-625861-3	26	14
80063	SM-B-625848-18	41	23	80063	SM-B-625861-5	26	17
80063	SM-B-625848-19	41	12	80063	SM-B-625861-6	26	9
80063	SM-B-625848-19	42	8	80063	SM-B-625861-7	26	2
80063	SM-B-625848-2	41	17	80063	SM-B-625861-8	26	1
80063	SM-B-625848-20	41	21	80063	SM-B-625864-4	26	10
80063	SM-B-625848-20	42	19	80063	SM-B-62587-3	26	14
80063	SM-B-625848-21	40	2	80063	SM-B-625873	1	12

## NATIONAL STOCK NUMBER AND PART NUMBER INDEX

FSCM	PART NUMBER	FIGURE NO	ITEM NO	FSCM	PART NUMBER	FIGURE NO	ITEM NO
80063	SM-B-625877	2	12	80063	SM-B-694306-1	4	14
80063	SM-B-625879	2	11	80063	SM-B-694306-1	5	15
80063	SM-B-625879	2	15	80063	SM-B-694308	21	1
80063	SM-B-625894-1	24	1	80063	SM-B-694309-1	5	11
80063	SM-B-625897	2	22	80063	SM-B-694309-1	7	8
80063	SM-B-625898	2	21	96906	SM-B-694309-1	6	11
80063	SM-B-625898-1	35	26	80063	SM-B-694311	37	12
80063	SM-B-625898-10	35	22	80063	SM-B-694311	38	11
80063	SM-B-625898-11	35	13	80063	SM-B-694311	39	11
80063	SM-B-625898-12	35	27	80063	SM-B-694313-1	36	9
80063	SM-B-625898-13	35	11	80063	SM-B-694313-1	36	9
80063	SM-B-625898-14	35	25	80063	SM-B-694322	37	3
80063	SM-B-625898-15	35	20	80063	SM-B-694326	2	4
80063	SM-B-625898-16	35	2	80063	SM-B-694334	10	16
80063	SM-B-625898-17	35	17	80063	SM-B-694338	10	16
80063	SM-B-625898-18	35	10	80063	SM-B-694348	10	16
80063	SM-B-625898-19	35	3	80063	SM-B-694356	10	16
80063	SM-B-625898-2	35	30	80063	SM-B-694391	22	4
80063	SM-B-625898-20	35	4	80063	SM-B-694433	20	6
80063	SM-B-625898-21	35	8	80063	SM-B-694434	20	11
80063	SM-B-625898-22	35	9	80063	SM-B-694436	20	1
80063	SM-B-625898-24	35	6	80063	SM-B-694437	20	8
80063	SM-B-625898-25	35	5	80063	SM-B-694438	2	36
80063	SM-B-625898-4	35	29	80063	SM-B-694439	1	15
80063	SM-B-625898-6	35	1	80063	SM-B-694446	23	2
80063	SM-B-625898-7	35	21	80063	SM-B-694455	40	1
80063	SM-B-625898-8	35	23	80063	SM-B-694459	42	34
80063	SM-B-625898-9	35	14	80063	SM-B-694460	42	20
80063	SM-B-625899	2	29	80063	SM-B-694461-2	42	36
80063	SM-B-625899-1	32	21	80063	SM-B-694461-3	42	28
80063	SM-B-625899-10	32	31	80063	SM-B-694462	42	35
				80063	SM-C-617837-15	5	3
80063	SM-B-625899-12	32	30	80063	SM-C-617837-15	6	5
80063	SM-B-625899-13	32	17	80063	SM-C-617837-15	7	3
80063	SM-B-625899-14	32	12	89063	SM-C-617837-15	4	4
80063	SM-B-625899-15	32	16	80063	SM-C-617837-7	4	30
80063	SM-B-625899-16	32	32	80063	SM-C-617837-7	6	28
80063	SM-B-625899-17	32	19	80063	SM-C-617837-7	8	2
80063	SM-B-625899-2	32	9	80063	SM-C-617837-7	9	2
80063	SM-B-625899-20	32	23	80063	SM-C-617837-7	12	2
80063	SM-B-625899-22	32	26	80063	SM-C-617837-7	37	21
80063	SM-B-625899-23	32	14	80063	SM-C-617837-7	38	2
80063	SM-B-625899-3	32	15	80063	SM-C-617837-7	39	2
80063	SM-B-625899-31	32	8	80063	SM-C-617837-7	5	28
80063	SM-B-625899-32	32	2	80063	SM-C-625796	21	13
80063	SM-B-625899-33	32	33	80063	SM-C-625804	21	10
80063	SM-B-625899-4	32	1	80063	SM-C-625840	8	13
80063	SM-B-625899-6	32	25	80063	SM-C-625840	9	13
80063	SM-B-625899-7	32	24	80063	SM-C-625840	10	15
80063	SM-B-625899-8	32	27	80063	SM-C-625840	12	13
80063	SM-B-625899-9	32	3	80063	SM-C-625843-1	8	4
80063	SM-B-694253	4	50	80063	SM-C-625843-2	8	5
80063	SM-B-694253-1	4	20	80063	SM-C-625844	8	10
80063	SM-B-694254	4	42	80063	SM-C-625844	9	10
80063	SM-B-694255	4	23	80063	SM-C-625844	12	10
80063	SM-B-694259	4	52	80063	SM-C-625845	10	19
80063	SM-B-694259-1	4	41	80063	SM-C-625847	10	1
80063	SM-B-694263	5	48	80063	SM-C-625862	2	27
80063	SM-B-694263-1	5	20	80063	SM-C-625896	24	2
80063	SM-B-694269	6	46	80063	SM-C-694256-1	4	39
80063	SM-B-694269-1	6	18	80063	SM-C-694256-2	4	38
80063	SM-B-694273	7	20	80063	SM-C-694257-1	4	26
80063	SM-B-694283	4	2	80063	SM-C-694257-2	4	37
80063	SM-B-694283	5	2	80063	SM-C-694257-3	4	25
80063	SM-B-694283	7	2	80063	SM-C-694257-5	5	24
80063	SM-B-694283	6	3	80063	SM-C-694257-4	4	24
80063	SM-B-694284	5	34	80063	SM-C-694257-6	6	23
80063	SM-B-694284	6	30	80063	SM-C-694264-1	5	23
80063	SM-B-694302-3	4	47	80063	SM-C-694264-2	6	22
80063	SM-B-694302-3	5	12	80063	SM-C-694265-1	5	22
80063	SM-B-694302-3	6	43	80063	SM-C-694265-2	6	21
80063	SM-B-694302-3	7	12	80063	SM-C-694280	5	29
80063	SM-B-694302-3	36	12	80063	SM-C-694285	5	14
80063	SM-B-694302-3	36	12	80063	SM-C-694289	6	24
80063	SM-B-694302-3	37	6	80063	SM-C-694299	6	15
80063	SM-B-694302-3	38	7	96906	SM-C-694318	37	8
80063	SM-B-694302-3	39	8	80063	SM-C-694319	36	3
80063	SM-B-694305-1	38	5	80063	SM-C-694319	36	3
80063	SM-B-694305-1	39	5	80063	SM-C-694384-1	12	4

## NATIONAL STOCK NUMBER AND PART NUMBER INDEX

FSCM	PART NUMBER	FIGURE NO	ITEM NO	FSCM	PART NUMBER	FIGURE NO	ITEM NO
80063	SM-C-694384-2	12	7	80063	SM-D-694362	10	9
80063	SM-D-625851-1	22	5	80063	SM-D-694364	10	9
80063	SM-D-625851-2	22	12	80063	SM-D-694366	10	9
80063	SM-D-625851-3	22	6	80063	SM-D-694368	10	9
80063	SM-D-625851-4	22	11	80063	SM-D-694372	10	12
80063	SM-D-625854	1	11	80063	SM-D-694375-1	9	4
80063	SM-D-625869-1	22	10	80063	SM-D-694375-2	9	5
80063	SM-D-625869-2	22	8	80063	SM-D-694378	9	8
80063	SM-D-625869-3	22	9	80063	SM-D-694382	12	8
80063	SM-D-625870-1	21	6	80063	SM-O-694376	8	8
80063	SM-D-694251	4	1	80063	SM-O-694288	6	36
80463	SM-D-694261	5	1	80063	SM-8-694273	7	27
80063	SM-D-694271	7	1	80063	SMA625485-1	14	1
80063	SM-D-694275	4	29	96906	UG914/U	20	5
80063	SM-D-694279	5	32	00011	70A3702016-480	24	3
80063	SM-D-694315	37	1	00011	70A8300293-210	21	4
80063	SM-D-694315	39	1	25462	97-106563-1	1	5
80063	SM-D-694360	10	9				

## LATEST NATIONAL STOCK NUMBER ASSIGNMENTS

STOCK NUMBER	FIGURE NO.	ITEM NO.
5310-00-928-2690	37	13
5310-00-938-2013	37	10

## LATEST PART NUMBER ASSIGNMENTS

FSCM	PART NUMBER	FIGURE NO	ITEM NO	FSCM	PART NUMBER	FIGURE NO	ITEM NO
96906	MS15795-806	32	13	80063	SM-B-625849-21	42	25
96906	MS16555-643	26	12	80063	SM-B-625849-22	42	31
96906	MS16995-39	33	11	80063	SM-B-625849-29	42	29
96906	MS16996-14	26	11	80063	SM-B-625849-30	42	27
96906	MS19060-24	26	15	80063	SM-B-625898-3	35	18
96906	MS20426AD3-4	41	22	80063	SM-B-625898-5	35	16
96906	MS20426AD3-5	41	2	80063	SM-B-694305-1	37	2
96906	MS35275-215	37	19	80063	SM-B-694309-1	4	11
96906	MS35338-134	37	13	80063	SM-C-625845-2	10	8
96906	MS35649-224	37	10	80063	SM-C-694344-1	10	2
96906	MS51957-9	37	25	80063	SM-C-694344-2	10	3
80063	SM-A-625760-2	41	7	80063	SM-D-625822	40	7
80063	SM-A-694343-8	11	2	80063	SM-D-625870-2	21	5
80063	SM-A-694450	11	3	80063	SM-D-694267	6	1
80063	SM-A-694452-1	10	13	80063	SM-D-694317	38	1
80063	SM-B-625802-2	31	1	80063	SM-D-694380	11	1
80063	SM-B-625806-11	33	12	80063	SM-E-625823	40	6
80063	SM-B-625813-1	21	9	80063	SM-E-694388	41	19
80063	SM-B-625848-26	41	27				

## ADDITIONAL LATEST NATIONAL STOCK NUMBER AND PART NUMBER ASSIGNMENTS

STOCK NUMBER	FIGURE NO.	ITEM NO.
5935-00-788-9938	20	14
5935-00-811-7501	20	12
5935-00-811-7507	20	13

FSCM	PART NUMBER	FIGURE NO.	ITEM NO.
95712	6388-1	20	12
95712	6390-1	20	14
95712	6391-1	20	13



RECOMMENDED CHANGES TO EQUIPMENT TECHNICAL PUBLICATIONS



THEN... JOT DOWN THE DOPE ABOUT IT ON THIS FORM. CAREFULLY TEAR IT OUT. FOLD IT AND DROP IT IN THE MAIL!

SOMETHING WRONG WITH THIS PUBLICATION?

FROM (PRINT YOUR UNIT'S COMPLETE ADDRESS)  
 Commander  
 Stateside Army Depot  
 ATTN: AMSTA-US  
 Stateside, N.J. 07703

DATE SENT  
 10 July 1975

PUBLICATION NUMBER TM 11-5840-340-20P	PUBLICATION DATE 23 Jan 78	PUBLICATION TITLE Radar Set AN/PRC-76
--	-------------------------------	--

BE EXACT PIN-POINT WHERE IT IS				IN THIS SPACE TELL WHAT IS WRONG AND WHAT SHOULD BE DONE ABOUT IT:
PAGE NO	PARA-GRAPH	FIGURE NO	TABLE NO	
33				For item 2, change the NSN to read: 5835-00-134-9186. Reason: Accuracy.
44		19		Identify the cover on the junction box (item no. 5). Reason: It is a separate item and is not called out on figure 19.
45				Add the cover of the junction box as an item in the listing for figure 19. Reason: Same as above

SAMPLE

PRINTED NAME, GRADE OR TITLE AND TELEPHONE NUMBER  
 SSG I. M. DeSpirit of 999-1776

SIGN HERE

TEAR ALONG PERFORATED LINE



RECOMMENDED CHANGES TO EQUIPMENT TECHNICAL PUBLICATIONS



THEN JOT DOWN THE DOPE ABOUT IT ON THIS FORM. CAREFULLY TEAR IT OUT. FOLD IT AND DROP IT IN THE MAIL.

SOMETHING WRONG WITH THIS PUBLICATION?

FROM (PRINT YOUR UNIT'S COMPLETE ADDRESS)

DATE SENT

PUBLICATION NUMBER

TM 11-6625-2414-24P

PUBLICATION DATE

23 NOV 1981

PUBLICATION TITLE

Test Facilities Kit MK-1191/AR

BE EXACT PIN-POINT WHERE IT IS

PAGE NO

PARA GRAPH

FIGURE NO

TABLE NO

IN THIS SPACE TELL WHAT IS WRONG AND WHAT SHOULD BE DONE ABOUT IT:

PRINTED NAME GRADE OR TITLE AND TELEPHONE NUMBER

SIGN HERE

DA FORM 2028-2  
1 JUL 79

PREVIOUS EDITIONS ARE OBSOLETE!

PS-IF YOUR OUTFIT WANTS TO KNOW ABOUT YOUR RECOMMENDATION MAKE A CARBON COPY OF THIS AND GIVE IT TO YOUR HEADQUARTERS.

USE THIS PAPER ONLY

FILL IN YOUR  
UNIT'S ADDRESS

FOLD BACK

DEPARTMENT OF THE ARMY

OFFICIAL BUSINESS

Commander  
US Army Communications-  
Electronics Command  
ATTN: DRSEL-ME-MQ  
Fort Monmouth, New Jersey 07703

TEAR ALONG PERFORATED LINE

RECOMMENDED CHANGES TO EQUIPMENT TECHNICAL PUBLICATIONS



THEN JOT DOWN THE DOPE ABOUT IT ON THIS FORM. CAREFULLY TEAR IT OUT, FOLD IT AND DROP IT IN THE MAIL.

SOMETHING WRONG WITH THIS PUBLICATION?

FROM (PRINT YOUR UNIT'S COMPLETE ADDRESS)

DATE SENT

PUBLICATION NUMBER

TM 11-6625-2414-24P

PUBLICATION DATE

23 NOV 1981

PUBLICATION TITLE

Test Facilities Kit MK-1191/AR

BE EXACT PIN-POINT WHERE IT IS

PAGE NO	PARA GRAPH	FIGURE NO	TABLE NO

IN THIS SPACE TELL WHAT IS WRONG AND WHAT SHOULD BE DONE ABOUT IT:

TEAR ALONG PERFORATED LINE

PRINTED NAME, GRADE OR TITLE AND TELEPHONE NUMBER

SIGN HERE

DA FORM 2028-2  
1 JUL 79

PREVIOUS EDITIONS ARE OBSOLETE

P.S.—IF YOUR OUTFIT WANTS TO KNOW ABOUT YOUR RECOMMENDATION MAKE A CARBON COPY OF THIS AND GIVE IT TO YOUR HEADQUARTERS

FILL IN YOUR  
UNIT'S ADDRESS

FOLD BACK

DEPARTMENT OF THE ARMY

OFFICIAL BUSINESS

Commander  
US Army Communications-  
Electronics Command  
ATTN: DRSEL-ME-MQ  
Fort Monmouth, New Jersey 07703

TEAR ALONG PERFORATED LINE

RECOMMENDED CHANGES TO EQUIPMENT TECHNICAL PUBLICATIONS



THEN, JOT DOWN THE DOPE ABOUT IT ON THIS FORM. CAREFULLY TEAR IT OUT, FOLD IT AND DROP IT IN THE MAIL.

SOMETHING WRONG WITH THIS PUBLICATION?

FROM (PRINT YOUR UNIT'S COMPLETE ADDRESS)

DATE SENT

PUBLICATION NUMBER

TM 11-6625-2414-24P

PUBLICATION DATE

23 NOV 1981

PUBLICATION TITLE

Test Facilities Kit MK-1191/AR

BE EXACT PIN-POINT WHERE IT IS

PAGE NO	PARA GRAPH	FIGURE NO	TABLE NO

IN THIS SPACE TELL WHAT IS WRONG AND WHAT SHOULD BE DONE ABOUT IT:

114R (LONG) PROTECTED (IN)

PRINTED NAME, GRADE OR TITLE AND TELEPHONE NUMBER

SIGN HERE

DA FORM 2028-2  
1 JUL 79

PREVIOUS EDITIONS ARE OBSOLETE

P.S. IF YOUR OUTFIT WANTS TO KNOW ABOUT YOUR RECOMMENDATION MAKE A CARBON COPY OF THIS AND GIVE IT TO YOUR HEADQUARTERS.

FILL IN YOUR  
UNIT'S ADDRESS

FOLD BACK

DEPARTMENT OF THE ARMY

OFFICIAL BUSINESS

Commander  
US Army Communications-  
Electronics Command  
ATTN: DRSEL-ME-MQ  
Fort Monmouth, New Jersey 07703

TEAR ALONG PERFORATED LINE



By Order of the Secretary of the Army:

Official:

**ROBERT M. JOYCE**  
*Brigadier General United States Army*  
*The Adjutant General*

**E. C. MEYER**  
*General United States Army*  
*Chief of Staff*

Distribution:

To be distributed in accordance with DA Form 12-36A, Organizational Maintenance requirements for MK-1191/ARM.

DEPARTMENT OF THE ARMY  
US ARMY AG PUBLICATIONS CENTER  
1655 WOODSON ROAD  
ST. LOUIS, MISSOURI 63114

OFFICIAL BUSINESS